















# Capital Action Plan

Status Through December 2023
















Updated: January 11, 2024

Capital Projects	Cost Baseline/Forecast	Schedule Plan/Forecast							
		Begin Environmental	Complete Environmental	Begin Design	Complete Design	Construction Ready	Advertise Construction	Award Contract	Complete Construction
	(millions)								
<b>Freeway Projects:</b>									
I-5, Pico to San Diego County	TBD	Feb-21	Apr-24	TBD	TBD	TBD	TBD	TBD	TBD
	TBD	<b>Feb-21</b>	<b>Dec-24</b>	TBD	TBD	TBD	TBD	TBD	TBD
 I-5, Pico to Vista Hermosa	\$113.0	Jun-09	Dec-11	Jun-11	Oct-13	Feb-14	Oct-14	Dec-14	Aug-18
Project C	\$83.6	<b>Jun-09</b>	<b>Oct-11</b>	<b>Jun-11</b>	<b>Oct-13</b>	<b>May-14</b>	<b>Sep-14</b>	<b>Dec-14</b>	<b>Aug-18</b>
 I-5, Vista Hermosa to Pacific Coast Highway	\$75.6	Jun-09	Dec-11	Jun-11	Feb-13	Jun-13	Oct-13	Dec-13	Mar-17
Project C	\$75.3	<b>Jun-09</b>	<b>Oct-11</b>	<b>Jun-11</b>	<b>May-13</b>	<b>Aug-13</b>	<b>Feb-14</b>	<b>Jun-14</b>	<b>Jul-17</b>
 I-5, Pacific Coast Highway to San Juan Creek Road	\$70.7	Jun-09	Dec-11	Jun-11	Jan-13	May-13	Aug-13	Oct-13	Sep-16
Project C	\$74.3	<b>Jun-09</b>	<b>Oct-11</b>	<b>Jun-11</b>	<b>Jan-13</b>	<b>Apr-13</b>	<b>Aug-13</b>	<b>Dec-13</b>	<b>Jul-18</b>
 I-5, I-5/Ortega Interchange	\$90.9	Sep-05	Jun-09	Jan-09	Nov-11	Mar-12	Jun-12	Aug-12	Sep-15
Project D	\$79.8	<b>Sep-05</b>	<b>Jun-09</b>	<b>Jan-09</b>	<b>Dec-11</b>	<b>Apr-12</b>	<b>Jun-12</b>	<b>Aug-12</b>	<b>Jan-16</b>
 I-5, I-5/Ortega Interchange (Landscape)	N/A	N/A	N/A	N/A	N/A	N/A	N/A	N/A	N/A
Project D	N/A	N/A	N/A	<b>Jan-14</b>	<b>Oct-14</b>	<b>Feb-15</b>	<b>Aug-15</b>	<b>Sep-15</b>	<b>Sep-16</b>
 I-5, SR-73 to Oso Parkway	\$151.9	Sep-11	Jun-14	Mar-15	Jan-18	May-18	Aug-18	Dec-18	Apr-25
Project C & D	\$229.4	<b>Oct-11</b>	<b>May-14</b>	<b>Mar-15</b>	<b>Aug-18</b>	<b>May-19</b>	<b>Aug-19</b>	<b>Dec-19</b>	<b>Nov-24</b>
 I-5, Oso Parkway to Alicia Parkway	\$196.2	Sep-11	Jun-14	Nov-14	Jun-17	Dec-17	Feb-18	Jun-18	Nov-23
Project C & D	\$230.3	<b>Oct-11</b>	<b>May-14</b>	<b>Nov-14</b>	<b>Dec-17</b>	<b>Jun-18</b>	<b>Nov-18</b>	<b>Mar-19</b>	<b>Sep-24</b>
 I-5, Alicia Parkway to El Toro Road	\$133.6	Sep-11	Jun-14	Mar-15	Jun-18	Dec-18	Jan-19	May-19	Oct-24
Project C	\$203.6	<b>Oct-11</b>	<b>May-14</b>	<b>Mar-15</b>	<b>May-19</b>	<b>Apr-20</b>	<b>May-20</b>	<b>Sep-20</b>	<b>Nov-24</b>
 I-5, SR-73 to El Toro Road (Landscape)	TBD	N/A	N/A	N/A	N/A	N/A	N/A	N/A	N/A
Project C	\$12.4	N/A	N/A	<b>Mar-23</b>	Dec-24	Apr-25	Jun-25	Sep-25	Mar-27
 I-5, I-5/El Toro Road Interchange	TBD	Apr-17	Apr-26	TBD	TBD	TBD	TBD	TBD	TBD
Project D <b>Cost/Schedule Risk</b>	TBD	<b>Apr-17</b>	<b>Apr-26</b>	TBD	TBD	TBD	TBD	TBD	TBD
 I-5, I-405 to Yale Avenue	\$230.5	May-14	Aug-18	Oct-21	May-24	May-25	Dec-25	Feb-26	Sep-29
Project B	\$230.5	<b>May-14</b>	<b>Jan-20</b>	<b>Oct-21</b>	<b>Dec-24</b>	<b>May-25</b>	<b>Dec-25</b>	<b>Feb-26</b>	<b>Sep-29</b>
 I-5, Yale Avenue to SR-55	\$200.4	May-14	Aug-18	May-21	Feb-25	Aug-25	Nov-25	Mar-26	Sep-29
Project B <b>Cost/Schedule Risk</b>	\$200.4	<b>May-14</b>	<b>Jan-20</b>	<b>May-21</b>	<b>Jul-24</b>	<b>Aug-25</b>	<b>Nov-25</b>	<b>Mar-26</b>	<b>Sep-29</b>
 I-5, SR-55 to SR-57	\$38.1	Jul-11	Jun-13	Jun-15	Mar-17	Jul-17	Sep-17	Dec-17	Apr-21
Project A	\$38.9	<b>Jun-11</b>	<b>Apr-15</b>	<b>Jun-15</b>	<b>Jun-17</b>	<b>Dec-17</b>	<b>Mar-18</b>	<b>Nov-18</b>	<b>Jan-21</b>
 SR-55, I-405 to I-5	\$410.9	Feb-11	Nov-13	Sep-17	Apr-20	Dec-20	Apr-21	May-22	Feb-27
Project F <b>Cost/Schedule Risk</b>	\$505.7	<b>May-11</b>	<b>Aug-17</b>	<b>Sep-17</b>	<b>Apr-20</b>	<b>Sep-21</b>	<b>Dec-21</b>	<b>May-22</b>	<b>Feb-27</b>

## Capital Action Plan

Status Through December 2023












Updated: January 11, 2024

Capital Projects	Cost Baseline/Forecast	Schedule Plan/Forecast							
		Begin Environmental	Complete Environmental	Begin Design	Complete Design	Construction Ready	Advertise Construction	Award Contract	Complete Construction
	(millions)								
 SR-55, I-5 to SR-91	\$131.3	Dec-16	Jan-20	Aug-22	Jul-25	Dec-25	Apr-26	Jul-26	Oct-29
Project F	\$131.3	<b>Dec-16</b>	<b>Mar-20</b>	<b>Aug-22</b>	Jul-25	Dec-25	Apr-26	Jul-26	Oct-29
 SR-57 Northbound (NB), Orangewood Avenue to Katella Avenue	\$71.8	Apr-16	Dec-18	Mar-22	Jul-24	Feb-25	Jul-25	Nov-25	Jun-28
Project G	\$71.8	<b>Apr-16</b>	<b>Mar-19</b>	<b>Mar-22</b>	Aug-24	Feb-25	Jul-25	Nov-25	Jun-28
 SR-57 (NB), Katella Avenue to Lincoln Avenue	\$78.7	Apr-08	Jul-09	Jul-08	Nov-10	Mar-11	May-11	Aug-11	Sep-14
Project G	\$38.0	<b>Apr-08</b>	<b>Nov-09</b>	<b>Aug-08</b>	<b>Dec-10</b>	<b>Apr-11</b>	<b>Jul-11</b>	<b>Oct-11</b>	<b>Apr-15</b>
 SR-57 (NB), Katella Avenue to Lincoln Avenue (Landscape)	N/A	N/A	N/A	N/A	N/A	N/A	N/A	N/A	N/A
Project G	N/A	N/A	N/A	<b>May-09</b>	<b>Jul-10</b>	<b>Jun-17</b>	<b>Jul-17</b>	<b>Sep-17</b>	<b>Jun-18</b>
 SR-57 (NB), Orangethorpe Avenue to Yorba Linda Boulevard	\$80.2	Aug-05	Dec-07	Feb-08	Dec-09	Apr-10	Jun-10	Oct-10	May-14
Project G	\$52.3	<b>Aug-05</b>	<b>Dec-07</b>	<b>Feb-08</b>	<b>Jul-09</b>	<b>Dec-09</b>	<b>May-10</b>	<b>Oct-10</b>	<b>Nov-14</b>
 SR-57 (NB), Yorba Linda Boulevard to Lambert Road	\$79.3	Aug-05	Dec-07	Feb-08	Dec-09	Apr-10	Jun-10	Oct-10	Sep-14
Project G	\$54.1	<b>Aug-05</b>	<b>Dec-07</b>	<b>Feb-08</b>	<b>Jul-09</b>	<b>Mar-10</b>	<b>May-10</b>	<b>Oct-10</b>	<b>May-14</b>
 SR-57 (NB), Orangethorpe Avenue to Lambert Road (Landscape)	N/A	N/A	N/A	N/A	N/A	N/A	N/A	N/A	N/A
Project G	N/A	N/A	N/A	<b>Oct-14</b>	<b>Aug-17</b>	<b>Dec-17</b>	<b>Jan-18</b>	<b>Feb-18</b>	<b>Apr-19</b>
 SR-57 (NB), Lambert Road to Tonner Canyon	TBD	TBD	TBD	TBD	TBD	TBD	TBD	TBD	TBD
Project G	TBD	Sep-25	May-28	TBD	TBD	TBD	TBD	TBD	TBD
 SR-91 Westbound (WB), I-5 to SR-57	\$78.1	Jul-07	Apr-10	Oct-09	Feb-12	Jul-12	Aug-12	Nov-12	Apr-16
Project H	\$59.2	<b>Jul-07</b>	<b>Jun-10</b>	<b>Mar-10</b>	<b>Apr-12</b>	<b>Aug-12</b>	<b>Oct-12</b>	<b>Jan-13</b>	<b>Jun-16</b>
 SR-91 Westbound (WB), I-5 to SR-57 (Landscape)	N/A	N/A	N/A	N/A	N/A	N/A	N/A	N/A	N/A
Project H	N/A	N/A	N/A	<b>Nov-14</b>	<b>Aug-16</b>	<b>Dec-16</b>	<b>Feb-17</b>	<b>Mar-17</b>	<b>Nov-17</b>
 SR-91, SR-55 to Lakeview Avenue (Segment 1)	\$100.9	Jan-15	Oct-18	Mar-20	Jan-23	Aug-23	Oct-23	Feb-24	Sep-27
Project I	\$126.3	<b>Jan-15</b>	<b>Jun-20</b>	<b>Mar-20</b>	<b>Mar-23</b>	Jan-24	Apr-24	Jul-24	Mar-28
 SR-91, La Palma Avenue to SR-55 (Segment 2)	\$208.4	Jan-15	Oct-18	Jun-20	Jul-23	Feb-24	Mar-24	Jul-24	Mar-28
Project I	\$208.4	<b>Jan-15</b>	<b>Jun-20</b>	<b>Jun-20</b>	Dec-24	Aug-25	Oct-25	Jan-26	Jan-30
 SR-91, Acacia Street to La Palma Ave (Segment 3)	\$116.2	Jan-15	Oct-18	Nov-20	Apr-24	Nov-24	Jan-25	Apr-25	Sep-28
Project I	\$116.2	<b>Jan-15</b>	<b>Jun-20</b>	<b>Nov-20</b>	Aug-24	May-25	Sep-25	Dec-25	Jun-29
 SR-91 (WB), Tustin Interchange to SR-55	\$49.9	Jul-08	Jul-11	Jul-11	Mar-13	Jul-13	Aug-13	Oct-13	Jul-16
Project I	\$42.5	<b>Jul-08</b>	<b>May-11</b>	<b>Jun-11</b>	<b>Feb-13</b>	<b>Apr-13</b>	<b>Jun-13</b>	<b>Oct-13</b>	<b>Jul-16</b>
 SR-91, SR-55 to SR-241	\$128.4	Jul-07	Jul-09	Jun-09	Jan-11	Apr-11	Jun-11	Sep-11	Dec-12
Project J	\$79.7	<b>Jul-07</b>	<b>Apr-09</b>	<b>Apr-09</b>	<b>Aug-10</b>	<b>Dec-10</b>	<b>Feb-11</b>	<b>May-11</b>	<b>Mar-13</b>

## Capital Action Plan

Status Through December 2023

















Updated: January 11, 2024

Capital Projects	Cost	Schedule							
	Baseline/Forecast	Plan/Forecast							
	(millions)	Begin Environmental	Complete Environmental	Begin Design	Complete Design	Construction Ready	Advertise Construction	Award Contract	Complete Construction
 SR-91, SR-55 to SR-241 (Landscape)	N/A	N/A	N/A	N/A	N/A	N/A	N/A	N/A	N/A
Project J	N/A	N/A	N/A	May-12	Feb-13	Apr-13	Jul-13	Oct-13	Feb-15
 SR-91 Eastbound, SR-241 to SR-71	\$104.5	Mar-05	Dec-07	Jul-07	Dec-08	Mar-09	May-09	Jul-09	Nov-10
Project J	\$57.8	Mar-05	Dec-07	Jul-07	Dec-08	May-09	Jun-09	Aug-09	Jan-11
91 Express Lanes to SR-241 Toll Connector	TBD	N/A	N/A	N/A	N/A	N/A	N/A	N/A	N/A
	TBD	Nov-13	Jan-20	Jun-16	Mar-24	Jun-24	Jun-24	Nov-24	Nov-27
 I-405, I-5 to SR-55	TBD	Dec-14	Jul-18	TBD	TBD	TBD	TBD	TBD	TBD
Project L	TBD	Dec-14	Aug-18	TBD	TBD	TBD	TBD	TBD	TBD
 I-405, SR-55 to I-605 (Design-Build)	\$2,160.0	Mar-09	Mar-13	Mar-14	Nov-15	Feb-16	Mar-16	Nov-16	Feb-24
Project K	\$2,160.0	Mar-09	May-15	Mar-14	Nov-15	Feb-16	Mar-16	Nov-16	Feb-24
I-405/SR-22 HOV Connector	\$195.9	N/A	N/A	Sep-07	Sep-09	Mar-10	May-10	Aug-10	Aug-14
	\$120.8	N/A	N/A	Sep-07	Jun-09	Sep-09	Feb-10	Jun-10	Mar-15
I-405/I-605 HOV Connector	\$260.4	N/A	N/A	Sep-07	Sep-09	Mar-10	May-10	Oct-10	Jan-15
	\$172.6	N/A	N/A	Sep-07	Sep-09	Feb-10	May-10	Oct-10	Mar-15
 I-605, I-605/Katella Interchange	\$29.0	Aug-16	Nov-18	Dec-20	Mar-23	Jul-23	Nov-23	Feb-24	Nov-25
Project M	\$49.7	Aug-16	Oct-18	Dec-20	Jan-23	Apr-24	Aug-24	Nov-24	Jul-26
<b>Grade Separation Projects:</b>									
 Sand Canyon Avenue Railroad Grade Separation	\$55.6	N/A	Sep-03	Jan-04	Jul-10	Jul-10	Oct-10	Feb-11	May-14
Project R	\$61.9	N/A	Sep-03	Jan-04	Jul-10	Jul-10	Oct-10	Feb-11	Jan-16
 Raymond Avenue Railroad Grade Separation	\$77.2	Feb-09	Nov-09	Mar-10	Aug-12	Nov-12	Feb-13	May-13	Aug-18
Project O	\$126.2	Feb-09	Nov-09	Mar-10	Dec-12	Jul-13	Oct-13	Feb-14	May-18
 State College Boulevard Railroad Grade Separation (Fullerton)	\$73.6	Dec-08	Jan-11	Jul-06	Aug-12	Nov-12	Feb-13	May-13	May-18
Project O	\$99.6	Dec-08	Apr-11	Jul-06	Feb-13	May-13	Sep-13	Feb-14	Mar-18
 Placentia Avenue Railroad Grade Separation	\$78.2	Jan-01	May-01	Jan-09	Mar-10	May-10	Mar-11	Jun-11	Nov-14
Project O	\$64.5	Jan-01	May-01	Jan-09	Jun-10	Jan-11	Mar-11	Jul-11	Dec-14
 Kraemer Boulevard Railroad Grade Separation	\$70.4	Jan-01	Sep-09	Jan-09	Jul-10	Jul-10	Apr-11	Aug-11	Oct-14
Project O	\$63.8	Jan-01	Sep-09	Feb-09	Jul-10	Jan-11	Jun-11	Sep-11	Dec-14
 Orangethorpe Avenue Railroad Grade Separation	\$117.4	Jan-01	Sep-09	Feb-09	Dec-11	Dec-11	Feb-12	May-12	Sep-16
Project O	\$105.9	Jan-01	Sep-09	Feb-09	Oct-11	Apr-12	Sep-12	Jan-13	Oct-16

## Capital Action Plan

Status Through December 2023

Updated: January 11, 2024

Capital Projects	Cost	Schedule							
	Baseline/Forecast	Plan/Forecast							
	(millions)	Begin Environmental	Complete Environmental	Begin Design	Complete Design	Construction Ready	Advertise Construction	Award Contract	Complete Construction
 Tustin Avenue/Rose Drive Railroad Grade Separation Project O	\$103.0 \$96.6	Jan-01 <b>Jan-01</b>	Sep-09 <b>Sep-09</b>	Feb-09 <b>Feb-09</b>	Dec-11 <b>Jul-11</b>	Mar-12 <b>Jun-12</b>	May-12 <b>Oct-12</b>	Aug-12 <b>Feb-13</b>	May-16 <b>Oct-16</b>
 Lakeview Avenue Railroad Grade Separation Project O	\$70.2 \$110.7	Jan-01 <b>Jan-01</b>	Sep-09 <b>Sep-09</b>	Feb-09 <b>Feb-09</b>	Oct-11 <b>Jan-13</b>	Oct-12 <b>Apr-13</b>	Feb-13 <b>Sep-13</b>	May-13 <b>Nov-13</b>	Mar-17 <b>Jun-17</b>
 17th Street Railroad Grade Separation Project R	TBD TBD	Oct-14 <b>Oct-14</b>	Jun-16 <b>Nov-17</b>	TBD TBD	TBD TBD	TBD TBD	TBD TBD	TBD TBD	TBD TBD
<b>Transit Projects:</b>									
 Rail-Highway Grade Crossing Safety Enhancement Project R	\$94.4 \$90.4	Jan-08 <b>Jan-08</b>	Oct-08 <b>Oct-08</b>	Jan-08 <b>Jan-08</b>	Sep-08 <b>Sep-08</b>	Sep-08 <b>Sep-08</b>	Sep-08 <b>Sep-08</b>	Aug-09 <b>Aug-09</b>	Dec-11 <b>Dec-11</b>
 San Clemente Beach Trail Safety Enhancements Project R	\$6.0 \$5.0	Sep-10 <b>Sep-10</b>	Jul-11 <b>Jul-11</b>	Feb-12 <b>Feb-12</b>	Apr-12 <b>Jun-12</b>	Apr-12 <b>Jun-12</b>	Jul-12 <b>Oct-12</b>	Oct-12 <b>May-13</b>	Jan-14 <b>Mar-14</b>
 Emergency Track Stabilization at MP206.8 Project R	N/A \$14.9	N/A N/A	N/A N/A	N/A N/A	N/A N/A	N/A N/A	N/A <b>Sep-22</b>	N/A <b>Oct-22</b>	N/A <b>Aug-23</b>
 San Juan Capistrano Passing Siding Project S	\$25.3 \$33.2	Aug-11 <b>Aug-11</b>	Jan-13 <b>Mar-14</b>	Mar-15 <b>Mar-15</b>	May-16 <b>Aug-18</b>	May-16 <b>Aug-18</b>	Aug-16 <b>Aug-18</b>	Dec-16 <b>Mar-19</b>	Feb-21 <b>Nov-20</b>
 OC Streetcar Project S	\$595.8 \$595.8	Aug-09 <b>Aug-09</b>	Mar-12 <b>Mar-15</b>	Feb-16 <b>Feb-16</b>	Sep-17 <b>Nov-17</b>	Oct-17 <b>Dec-17</b>	Dec-17 <b>Dec-17</b>	Aug-18 <b>Sep-18</b>	Aug-25 <b>Aug-25</b>
 Transit Security and Operation Center Project R	N/A \$77.8	Jun-17 <b>Jun-17</b>	Jun-20 <b>Jun-20</b>	Jun-20 <b>Jun-20</b>	Oct-23 <b>Feb-24</b>	Nov-23 <b>Feb-24</b>	Jan-24 <b>Mar-24</b>	Sep-24 <b>Dec-24</b>	Sep-26 <b>Dec-26</b>
 Placentia Metrolink Station and Parking Structure Project R	\$34.8 \$40.1	Jan-03 <b>Jan-03</b>	May-07 <b>May-07</b>	Oct-08 <b>Oct-08</b>	Jan-11 <b>Feb-11</b>	TBD TBD	TBD TBD	TBD TBD	TBD TBD
 Orange County Maintenance Facility - ON HOLD Project R	TBD TBD	Apr-20 <b>Apr-20</b>	Apr-22 <b>Jun-24</b>	TBD TBD	TBD TBD	TBD TBD	TBD TBD	TBD TBD	TBD TBD
 Irvine Metrolink Station Improvements - ON HOLD Project R	TBD TBD	Jan-22 <b>Jan-22</b>	TBD TBD	TBD TBD	TBD TBD	TBD TBD	TBD TBD	TBD TBD	TBD TBD
 Anaheim Canyon Metrolink Station Project R	\$27.9 \$34.2	Jan-16 <b>Jan-16</b>	Dec-16 <b>Jun-17</b>	Mar-19 <b>Mar-18</b>	May-19 <b>Oct-20</b>	May-19 <b>Oct-20</b>	Jul-19 <b>Oct-20</b>	Nov-19 <b>Mar-21</b>	Jan-23 <b>Jan-23</b>
 Orange Metrolink Station Parking Expansion Project R	\$33.2 \$30.9	Dec-09 <b>Dec-09</b>	Dec-12 <b>May-16</b>	Nov-10 <b>Nov-10</b>	Apr-13 <b>Apr-16</b>	Jul-16 <b>Jul-16</b>	Jul-16 <b>Jul-16</b>	Nov-16 <b>Jun-17</b>	Feb-19 <b>Feb-19</b>
 Fullerton Transportation Center - Elevator Upgrades Project R	\$3.5 \$4.2	N/A N/A	N/A N/A	Jan-12 <b>Jan-12</b>	Dec-13 <b>Dec-13</b>	Dec-13 <b>Dec-13</b>	Jun-14 <b>Aug-14</b>	Sep-14 <b>Apr-15</b>	Mar-17 <b>May-19</b>
 Anaheim Regional Transportation Intermodal Center Project R & T	\$227.4 \$232.2	Apr-09 <b>Apr-09</b>	Feb-11 <b>Feb-12</b>	Jun-09 <b>Jun-09</b>	Feb-12 <b>May-12</b>	Feb-12 <b>May-12</b>	May-12 <b>May-12</b>	Jul-12 <b>Sep-12</b>	Nov-14 <b>Dec-14</b>

## Capital Action Plan

Status Through December 2023

Updated: January 11, 2024

Capital Projects	Cost	Schedule							
	Baseline/Forecast	Plan/Forecast							
	(millions)	Begin Environmental	Complete Environmental	Begin Design	Complete Design	Construction Ready	Advertise Construction	Award Contract	Complete Construction

Note: Costs associated with landscape projects are included in respective freeway projects.

Grey = Milestone achieved

Green = Forecast milestone meets or exceeds plan

Yellow = Forecast milestone is one to three months later than plan

Red = Forecast milestone is over three months later than plan

**Begin Environmental:** The date work on the environmental clearance, project report, or preliminary engineering phase begins.

**Complete Environmental:** The date environmental clearance and project approval is achieved.

**Begin Design:** The date final design work begins, or the date when a design-build contract begins.

**Complete Design:** The date final design work is 100 percent complete and approved.

**Construction Ready:** The date contract bid documents are ready for advertisement, including certification of right-of-way, all agreements executed, contract constraints are cleared.

**Advertise for Construction:** The date a construction contract is both funded and advertised for bids.

**Award Contract:** The date the construction contract is awarded.

**Construction Complete:** The date all construction work is completed and the project is open to public use.

### Acronyms

I-5 - Santa Ana Freeway (Interstate 5)

SR-73 - San Joaquin Freeway (State Route 73)

I-405 - San Diego Freeway (Interstate 405)

SR-55 - Costa Mesa Freeway (State Route 55)

SR-57 - Orange Freeway (State Route 57)

SR-91 - Riverside Freeway (State Route 91)

SR-241 - Foothill/Eastern Transportation Corridor (State Route 241)

SR-71 - Corona Expressway (State Route 71)

I-605 - San Gabriel River Freeway (Interstate 605)

SR-22 - Garden Grove Freeway (State Route 22)

HOV - High-Occupancy Vehicle