

Measure M2 Quarterly Progress Report for the Period of April 2021 Through June 2021



M2 Quarterly Report Overview



Highlights the successes and challenges of M2 Program activities



Reports progress on the Next 10 Plan deliverables



Provides budget and schedule information



Includes revenue and expenditure actuals, in addition to local allocations



ENVIRONMENTAL



A total of 5% of OC Go Freeway Program funds is allocated to the Freeway Environmental Mitigation Program



A total of 2% of the overall OC Go Program funds is allocated to the Environmental Cleanup Program

M2 Freeway Program

- 30 projects/project segments
 - 13 completed
 - 4 in construction
 - 6 in final design
 - 7 in project development
- 611,837 Freeway Service Patrol motorist assists/lane clearances

4th Quarter Highlights:

- I-5 (I-405 to SR-55) – Design phase initiated
- SR-55 (I-405 to I-5) – Construction management and public outreach consultants approved
- I-405 (SR-73 to I-605) – Talbert Avenue and Magnolia Street bridges completed. First half of the Bolsa Avenue bridge opened



I-5 – Interstate 5
I-405 – Interstate 405
I-605 – Interstate 605
SR-55 – State Route 55
SR-73 – State Route 73

M2 Streets and Roads Program

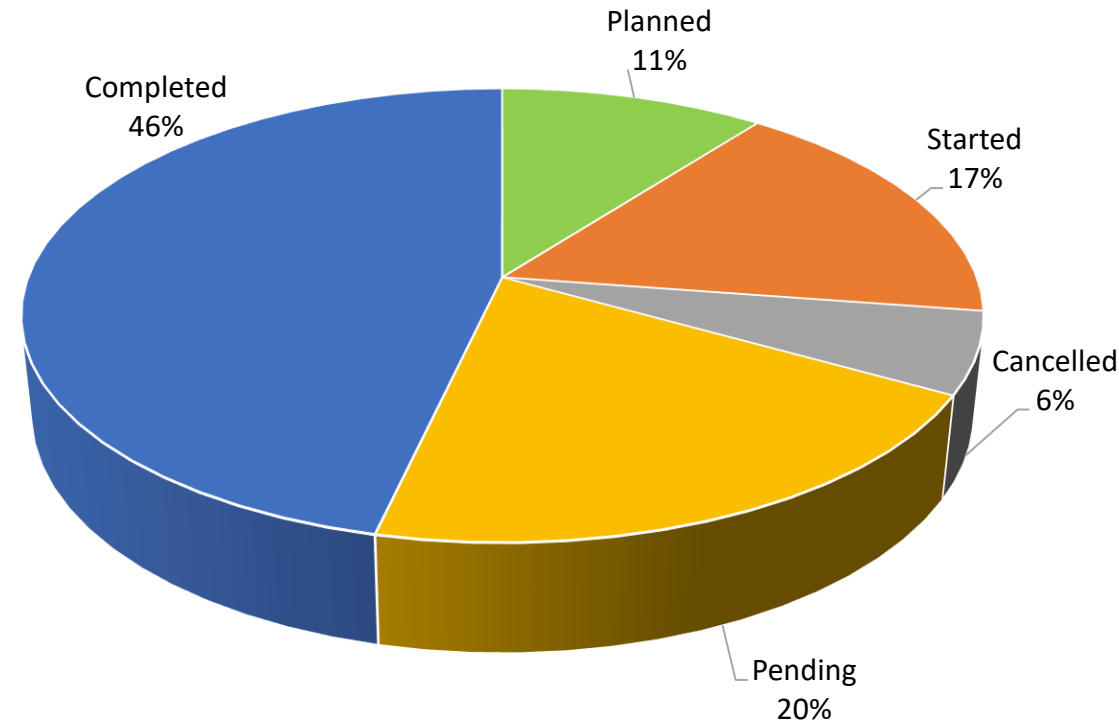
More than \$959 million provided to local jurisdictions to date:

- Approximately \$513 million in flexible funding
- 151 street capacity improvement projects
- 117 signal synchronization projects

4th Quarter Highlights:

- Programming recommendations for the 2021 call for projects approved
- Signal synchronization program update
- Semi-annual review of Comprehensive Transportation Funding Programs

M2 Streets and Roads Program Status



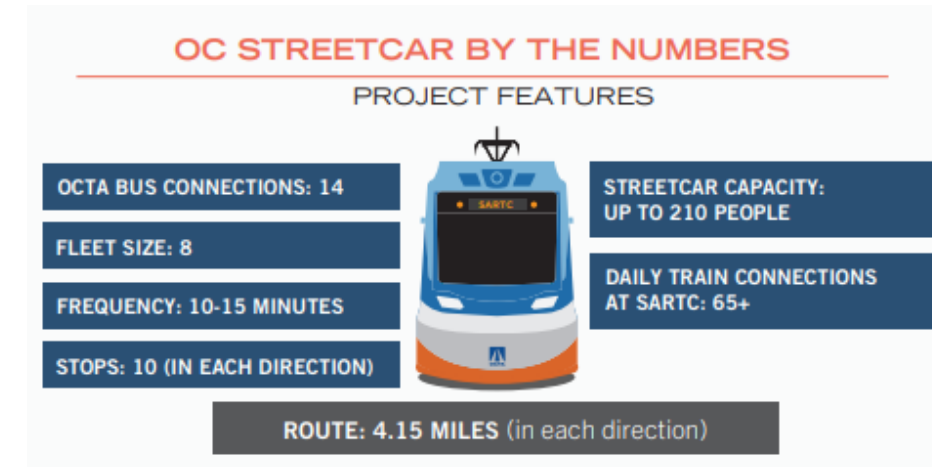
M2 Transit Program

- Metrolink service as well as station, track and grade crossing safety improvements
- OC Streetcar underway
- 26 community-based circulators
- \$91.7 million allocated to expand mobility choices for seniors and persons with disabilities
- 114 transit stop enhancements



4th Quarter Highlights:

- OC Streetcar - Project progress update
- SMP and SNEMT - Agreements approved to continue services



M2 Environmental Programs

Environmental Cleanup Program

- Over \$51 million allocated for 196 water quality projects
 - 33 million gallons of trash captured

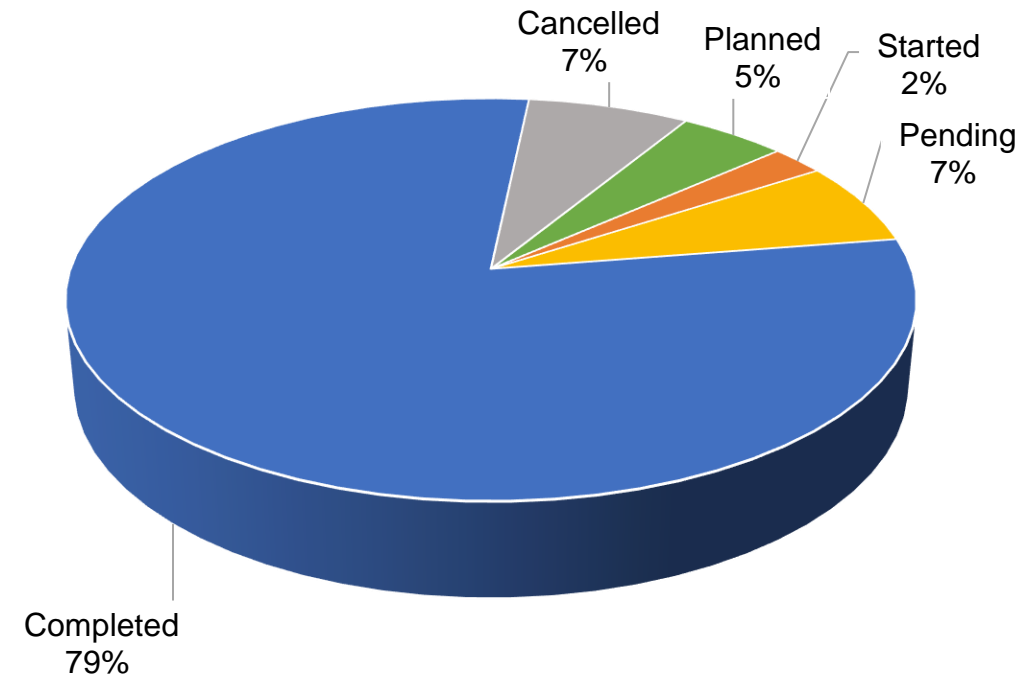
Freeway Environmental Mitigation Program (EMP)

- Preserved 1,300 acres of open space and restored nearly 350 acres of habitat
- Streamlined biological and water quality permitting for freeway projects
- Established endowment to protect mitigation properties

4th Quarter Highlight

- EMP – Provided program update

M2 Environmental Cleanup Program Status



- Monitor M2 Program Risks and Challenges
 - COVID-19
 - Capital Projects
 - Sales Tax Revenue / Next 10 Plan
 - Market Conditions Analysis
- Ordinance No. 3 Compliance Tracking
- Triennial Performance Assessment



COVID-19 - Coronavirus
Next 10 Plan - Next 10 Delivery Plan
PMO – Program Management Office

- Status of Next 10 Delivery Plan progress
- Success and challenges of M2 implementation
- Comprehensive resource for information on all aspects of M2 Transportation Investment Plan
- Transparent and fulfills Ordinance No. 3 requirements
- Available to the public via the OCTA website:
[https://www.octa.net/About-OC-Go/OC-Go-\(2011-2041\)/Documents-and-Reports/](https://www.octa.net/About-OC-Go/OC-Go-(2011-2041)/Documents-and-Reports/)

