

ORANGE COUNTY

BIKEWAYS MAP GUIDE



LEGEND

- Park and Ride
- Metrolink Stations
- Transit Centers
- Class I Bike Path** (Off-Road, Paved)
- Class II Bike Lane** (On-Road, Striped Lanes)
- Class III Bike Route** (On-Road, Signed)
- Class IV Bike Boulevard** (On-Road, Separated Bikeway)
- Major Road Without Designated Bikeway

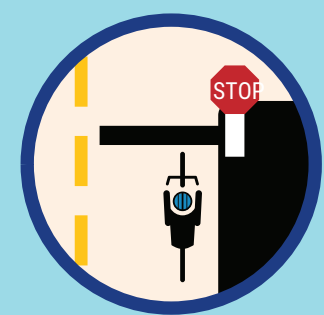
SELECTED STEEP GRADES

- Class I Steep Grade
- Class II Steep Grade
- Class III Steep Grade
- Steep Grade Without Designated Bikeway
- Peak Elevation (ft.)
- Elevation (ft.)



0 1 2
Miles

BIKE SAFETY TIPS



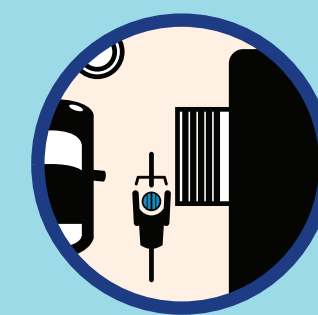
OBEY ALL TRAFFIC LAWS

Traffic laws are for bicyclists too! Ride in the same direction as traffic, obey all signs and signals, use hand signals to indicate turns and follow lane markings.



RIDE VISIBLY

Use a white front light and a red rear light and consider purchasing additional lights. Wear light-colored and/or reflective clothing.



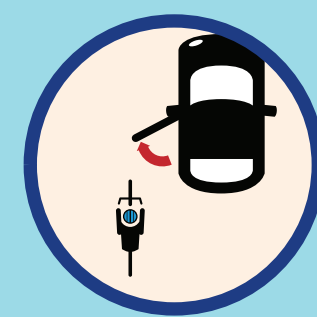
AVOID ROAD HAZARDS

Watch out for sewer grates, manhole covers, oily pavement and gravel. Cross railroad tracks carefully at right angles.



KEEP BOTH HANDS READY TO BREAK

You may not brake in time if you brake one-handed. Allow extra distance for stopping in the rain.




AVOID THE "DOOR ZONE"

Stay at least three to four feet away from parked cars to avoid being hit by an opening door.



WEAR A HELMET AND GLOVES

Always wear a helmet that meets safety standards while bicycling. If you fall, you'll use your hands to protect yourself, so protect your hands with gloves while riding.



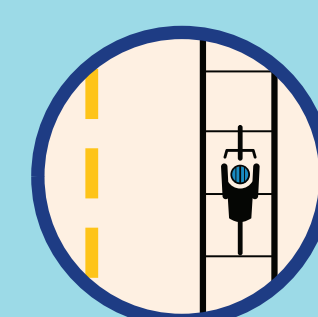
KEEP YOUR BIKE IN GOOD REPAIR

Maintain your bike in good working condition. Check brakes regularly and keep tires properly inflated. You can learn how to maintain your bike yourself, or visit a bike shop regularly.



LOCK YOUR BIKE WHEN YOU'RE GONE

Two U-locks, or one combined with a cable lock, is the best way to secure your bicycle. Lock both wheels and don't use a quick-release seat. Take your lights and helmet with you.



KNOW SIDEWALK RIDING LAWS

Each city varies in its sidewalk bike riding policy. Riding on the sidewalk increases the potential for collisions with pedestrians and at driveways and intersections.

CLICK & SHARE



Share your biking adventure at **facebook.com/octasharetheride**. Tag your photos and comments on Instagram and Twitter with **#BikeOC**. Tweet about bicycling in Orange County **@BikeOC**.

BIKE FRIENDLY COMMUNITY

Orange County is proud to be a bike friendly community.



EXTEND YOUR TRIP



BIKES ON METROLINK

Taking your bicycle on board Metrolink is easy with Metrolink Bicycle Cars. Each special car has bike stalls on the lower floor that can hold up to 18 bicycles. Not all trains have Bicycle Cars, but all train cars can accommodate some bicycles. There are bicycle lockers at some Metrolink stations that provide bicycle storage.



BIKES ON OC BUS

You can combine your trip with transit by riding your bike to a bus stop and taking the bus to your destination. All OCTA buses are equipped with bicycle racks, located on the front of the buses, which can carry up to two bicycles.

Plan your trip by visiting **octa.net/justclick**