

Intercounty Planning Update



METRO EXPRESSLANES

Orange and Los Angeles County
Intercounty Planning Presentation
October 1, 2018

Philbert Wong
Senior Manager



Metro



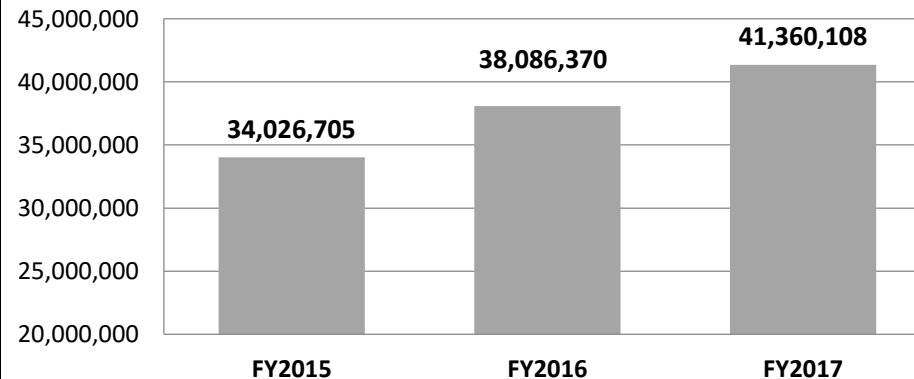
ExpressLanes - Background



- Initiated as a one-year demonstration project to convert existing HOV lanes to ExpressLanes
 - > I-110 opened in November 2012
 - > I-10 opened in February 2013
- SOVs pay a toll at all times
 - Current toll range is \$0.10-\$2.00 per mile
- I-110 – HOV2+ is free
- I-10 – HOV3+ free during AM and PM peak, HOV 2+ free at all other times



Total ExpressLanes Trips by Year



ExpressLanes Performance



Average Travel Speeds in ExpressLanes– AM Peak (FY17)

- I-110 NB: 51.7
- I-10 WB: 54.4

Average travel time savings – AM Peak (FY17)

- I-110 NB: 13.3 minutes
- I-10 WB: 15 minutes



“Customer satisfaction remains high for Metro ExpressLanes...”

Metro ExpressLanes – 2018 Annual Customer Survey Report:

Customer Responses - 81,748

Customer Satisfaction - 80%

Safety Satisfaction - 92.83 %

Satisfaction Higher than 2017




M

ExpressLanes - Benefits

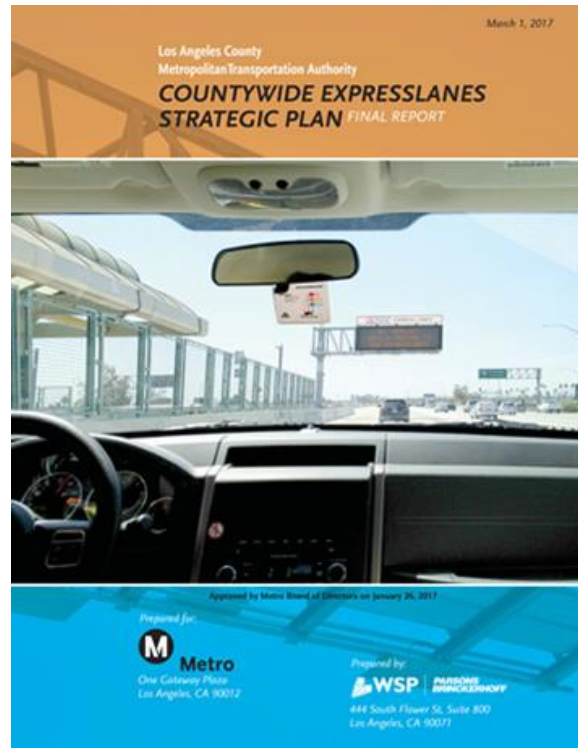


- > Provides travel choice to Single Occupant Vehicles
- > Improves trip reliability and travel times through active traffic management
- > Invests Net toll revenue to fund additional transit service and grants to cities in the corridor



ExpressLanes Strategic Plan


Network Expansion



Metro⁺

Next Steps

- Continue Collaborating
- Complete Planning and Environmental Studies
- Develop Funding Plan
- Obtain Tolling Authority from CTC
- Design/Construction



M