

Overview of SB 1

The Road Repair and Accountability Act of 2017

July 6, 2017

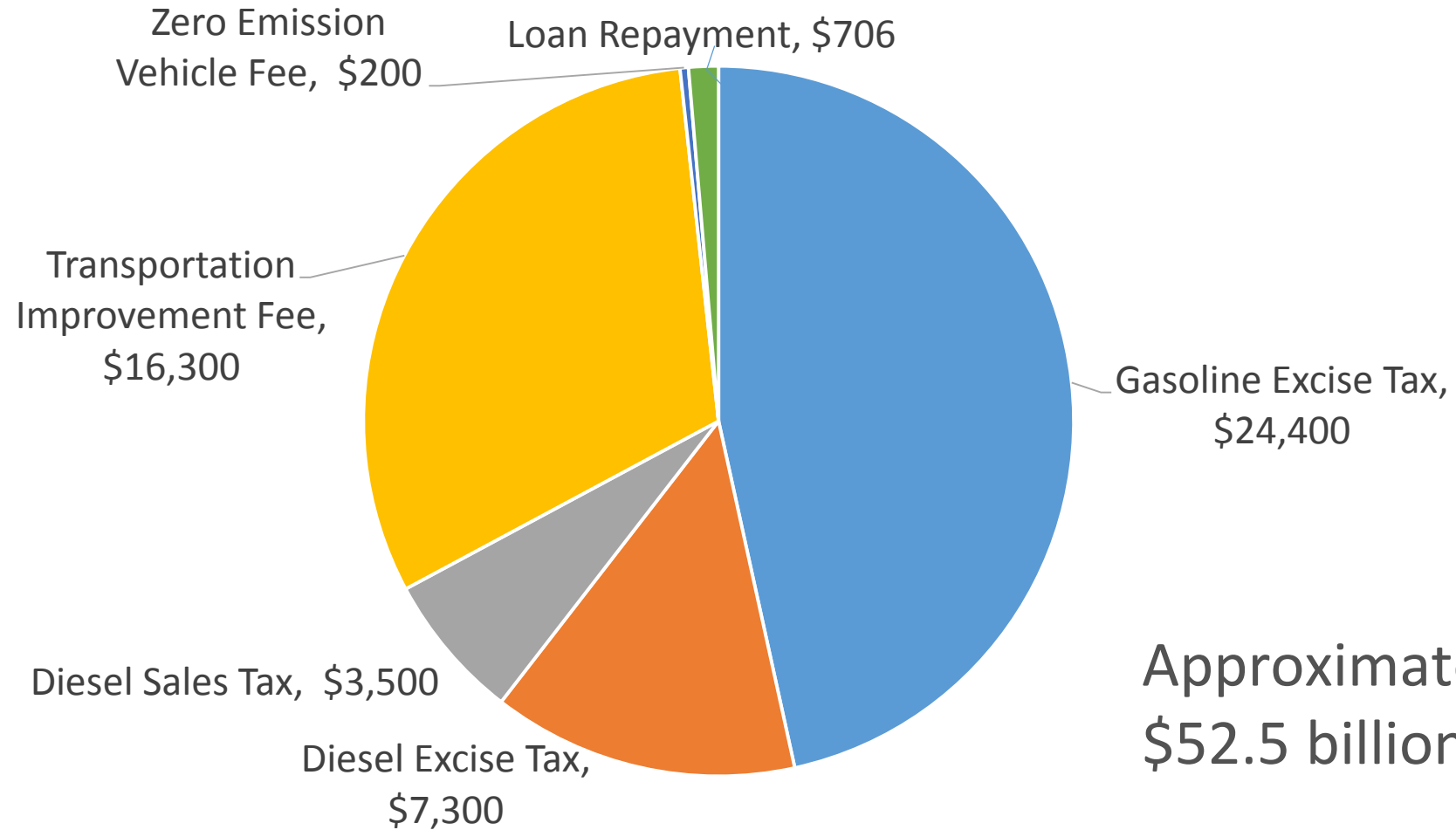
Overview

- Signed April 28, 2017
- Invests \$52.5 billion over the next decade
- Augments existing programs and creates new funding programs
- Includes accountability measures for California Department of Transportation and local agencies

SB 1 Ten-Year Revenue Timeframe

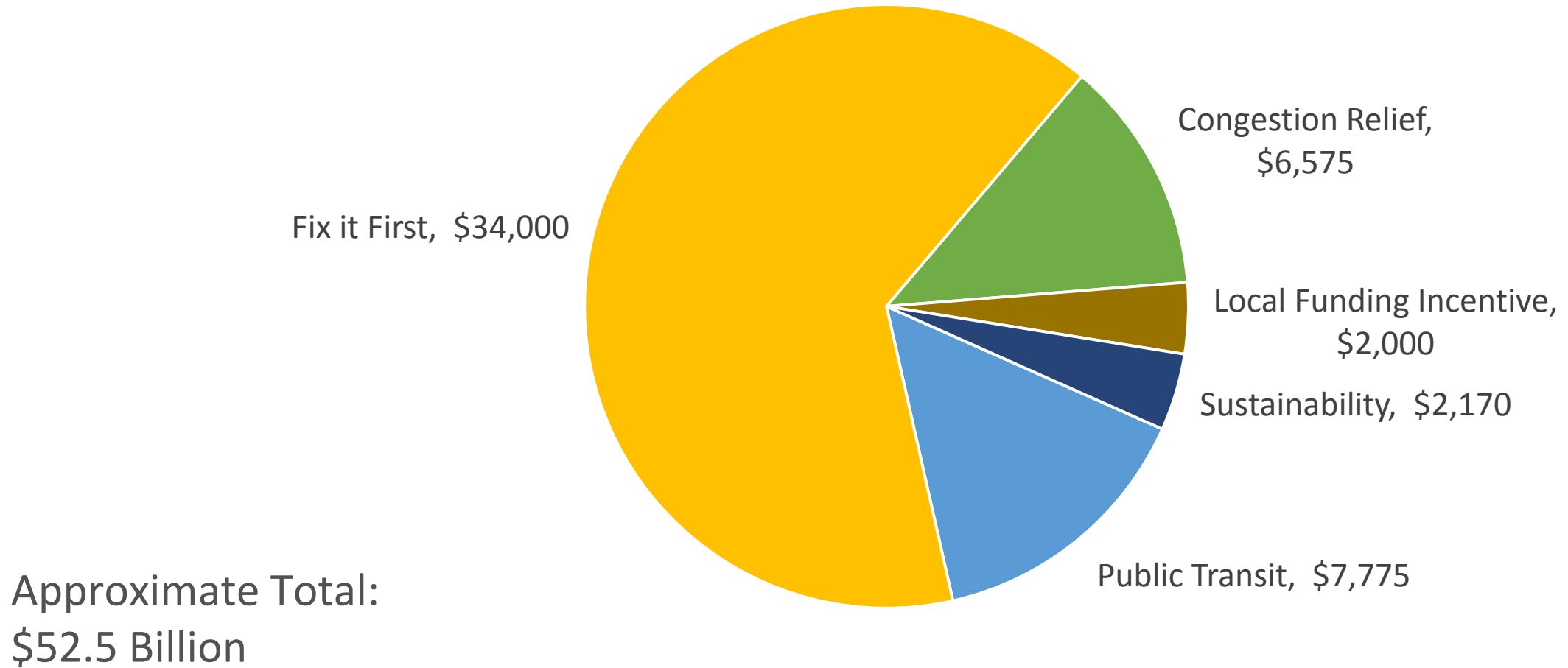
Tax/Fee Type	Timeframe	Modification
Gasoline Excise Tax	November 1, 2017	18 cents to 30 cents increase
Diesel Excise Tax	November 1, 2017	16 cents to 36 cents increase
Diesel Sales Tax	November 1, 2017	9 percent to 13 percent increase
Transportation Improvement Fee	January 1, 2018	\$25 to \$175 fee (60 percent will pay \$50 or less)
Gasoline Price-Based Excise Tax	July 1, 2019	17.3 cents reset + annual Consumer Price Index (CPI)
Zero Emission Vehicle Fee	July 1, 2020	\$100 annual fee on model 2020 and later vehicles + annual CPI
Loan Repayment	No later than June 30, 2020	\$706 million

Sources of Revenues Ten-Year Estimate (\$ millions)



Approximate Total:
\$52.5 billion

Uses – Ten-Year Estimate (\$ millions)



Competitive Programs

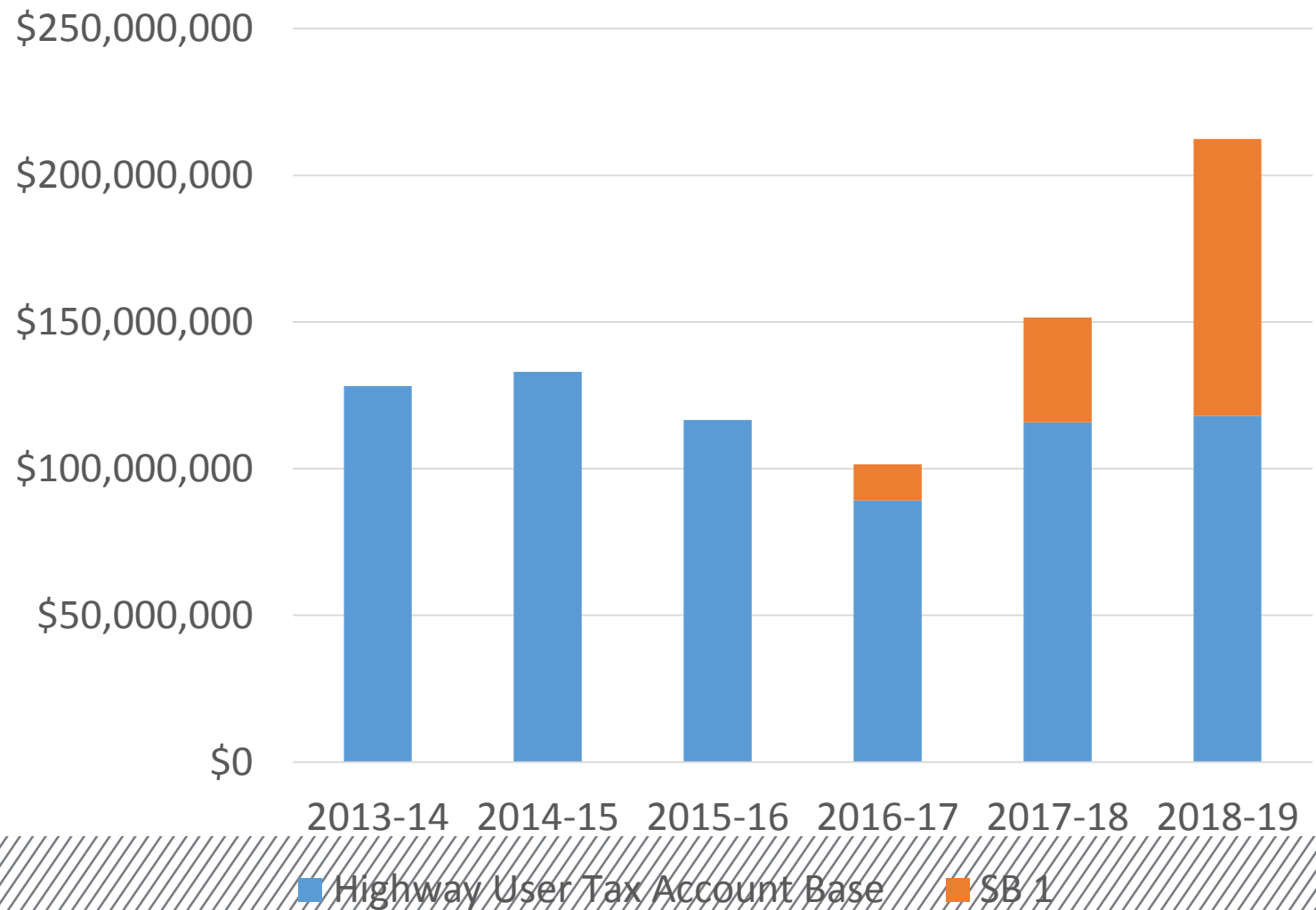
Program	Annual Amount	Prepare Draft Guidelines Workshop	Adopt Guidelines	Application or Project Lists Due	Program Adoption
Active Transportation	\$100 million	June 2017	June 2017	August 2017	October-December 2017
Local Partnership Program	\$200 million	June-September 2017	October 2017	March 2018	June 2018
Trade Corridor	\$300 million	June-November 2017	January 2018	March 2018	May 2018
Congested Corridors	\$250 million	June-October 2017	December 2017	February 2018	May 2018
Transit Intercity Rail Capital Program	\$245 million	June 2017	September 2017	TBD	TBD
Advanced Mitigation (Environmental)	\$30 million	TBD	TBD	TBD	TBD
Local Planning Grants (Caltrans)	\$25 million	June 2017	September 2017	October 2017	December 2017

Formula Programs

Program	Annual Amount	Prepare Draft Guidelines Workshop	Adopt Guidelines	Application or Project Lists Due	Program Adoption
Local Streets and Road	\$1,500 million	June-July 2017	August 2017	TBD	TBD
STIP	\$100 million	June 2017	August 2017	December 2017	March 2018
SHOPP	\$1,900 million	Draft Interim guidelines May 2017	TBD	TBD	TBD
Public Transit Formula	\$355 million	June 2017	September 2017	TBD	TBD
State Supported Intercity Rail	\$19 million	TBD	TBD	TBD	TBD
Commuter Rail	\$19 million	TBD	June 2020	TBD	TBD

Highway User Tax Account and SB 1 Revenues*

Orange County Totals



	2018-19	
	Highway User Tax Account	SB 1
Cities	\$65,358,639	\$56,040,044
County	\$52,571,937	\$36,272,014
Total	\$117,930,576	\$94,472,058

*Forecasted revenues are estimates provided by the League of California Cities

2017 State Funding Need

STIP FUNDED HIGHWAY PROJECTS	Total Project Cost (in \$1,000s)	STIP Funding
I-5 HOV Lane Expansion – SR-55 to SR-57	\$37,058	\$28,949
I-5 Widening – SR-73 to El Toro Segment 1, 2, 3	\$481,589	\$78,030

2017 State Funding Need – Potential Projects

STATE HIGHWAY PROJECTS	Total Project Cost (in \$1,000s)	Committed Funding (\$1,000s)	Funding Need (\$1,000s)
SR-55 Widening – I-405 to SR-55	\$375,932	\$65,123	\$310,809
I-5 / El Toro Interchange Improvements	\$113,000	\$4,400	\$108,600
I-5 Widening from I-405 to SR-55	\$720,870	\$8,050	\$712,820
SR-55 Widening from I-5 to SR-91	\$227,350	\$5,000	\$222,350
SR-57 Widening from Orangewood to Katella Avenue	\$47,690	\$2,500	\$45,190
SR-91 Widening from SR-57 to SR-55	\$456,190	\$9,050	\$447,140
I-405 Widening from I-5 to SR-55	\$323,600	\$8,050	\$315,550
I-605 / Katella Avenue Interchange Improvements	\$29,600	\$1,200	\$28,400
Sub-Total			\$2,190,859

2017 State Funding Need – Potential Projects

TRANSIT	Total Project Cost (in \$1,000s)	Committed Funding (\$1,000s)	Funding Need (\$1,000s)
Bravo Route 529 – Operations and Capital Cost	\$9,888	\$0	\$9,888
GOODS MOVEMENT			
SR-57 Truck Climb Lane – Lambert Road to County Line	\$167,550	\$0	\$167,550
SR-57 / Lambert Road Interchange	\$72,500	\$25,700	\$46,800
LOCAL HIGHWAYS / RAIL -GRADE SEPARATIONS			
17 th Street Grade Separation	\$158,000	\$3,500	\$154,500
State College Boulevard Grade Separation (LOSSAN)	\$178,000	\$46,000	\$132,000
ACTIVE TRANSPORTATION			
OC Loop	\$176,400	\$96,000	\$80,400
Grand Total			\$2,661,897

Next Steps

- CTC Workshops (June – November 2018)
- Draft Guidelines
- Adopt Guidelines
- OCTA Board Action for Project Application
- Submit Applications
- Adopt Programs