


Award of Agreement for Vanpool Service Providers

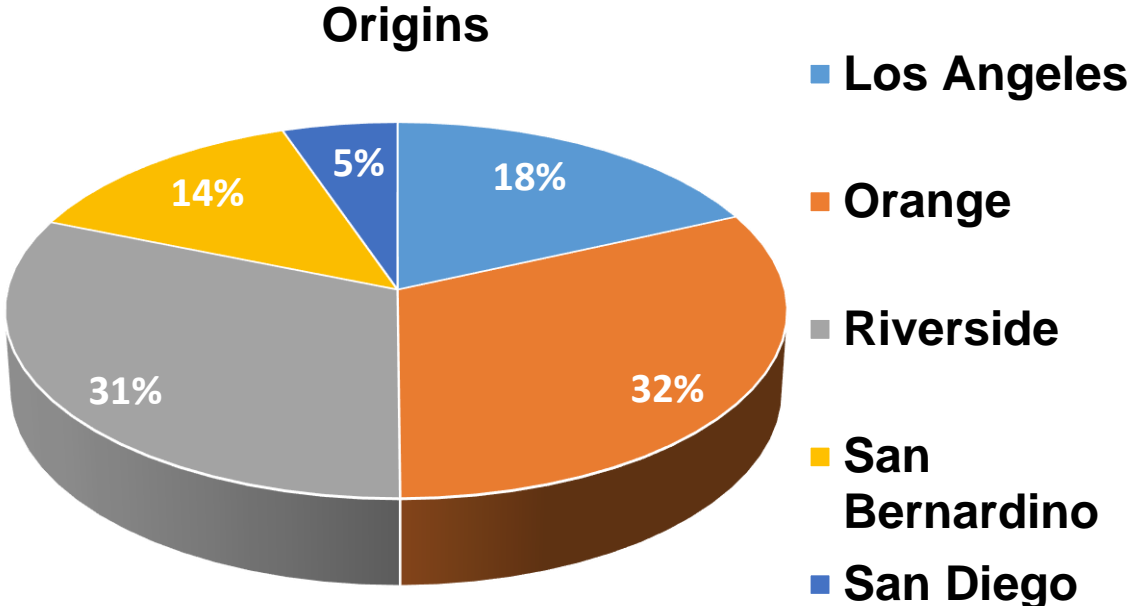


Characteristics of OC Vanpool Program

- 5-15 people per van
- Common commute pattern
- Long trips - average is 35 miles
- Most trips start in Orange, Riverside, San Bernardino, Los Angeles Counties
- Most trip destinations are in Orange County



Origins and Top 10 Destinations



Top 10 Employer Worksite Destinations

Employer	Number of Vanpools	City
Disney	51	Anaheim
Microvention	51	Tustin
Department of Homeland Security (DHS)	31	Laguna Niguel
Quest Diagnostics	31	San Juan Capistrano
Pacific Life Insurance Company	29	Aliso Viejo
UC Irvine	22	Irvine
Irvine Ranch Water District	22	Irvine
Boeing Company	22	Huntington Beach
Capital Group	17	Irvine
Rockwell Collins	13	Tustin

Vanpool Program Benefits



- Offers commuters a viable transportation option
- Provides direct, express service between homes and worksites
- Helps meet air quality mandates
- Is an efficient public transit service
- Increases federal funding for transit



Public-Private Partnership

OCTA

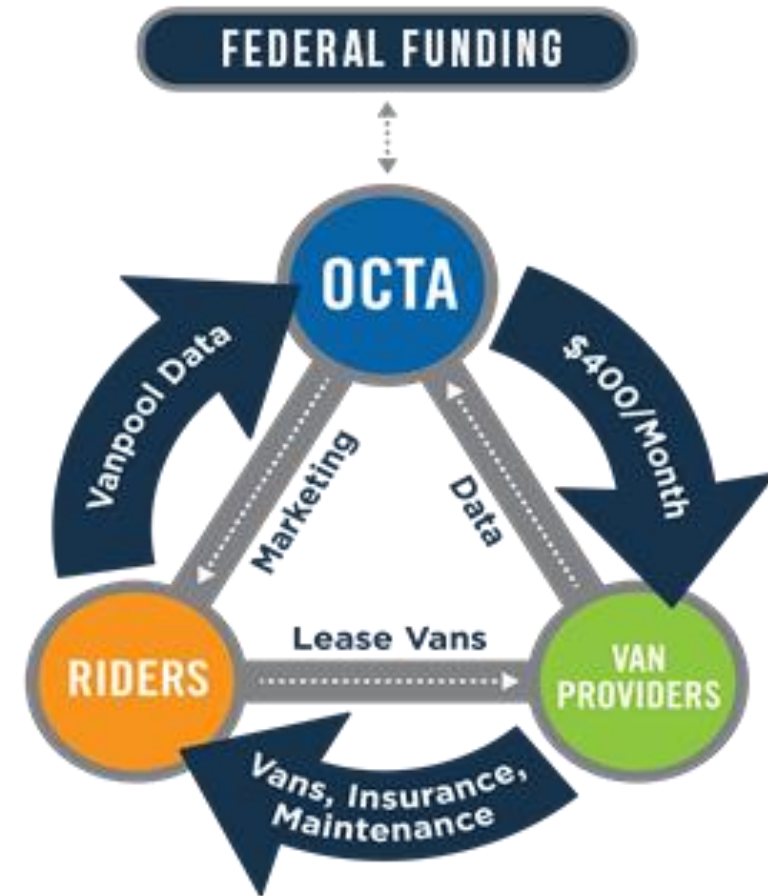
- Contracts with van providers
- Contributes \$400 / month / van
- Markets program
- Reports annual passenger and vehicle miles traveled to receive federal transit funding

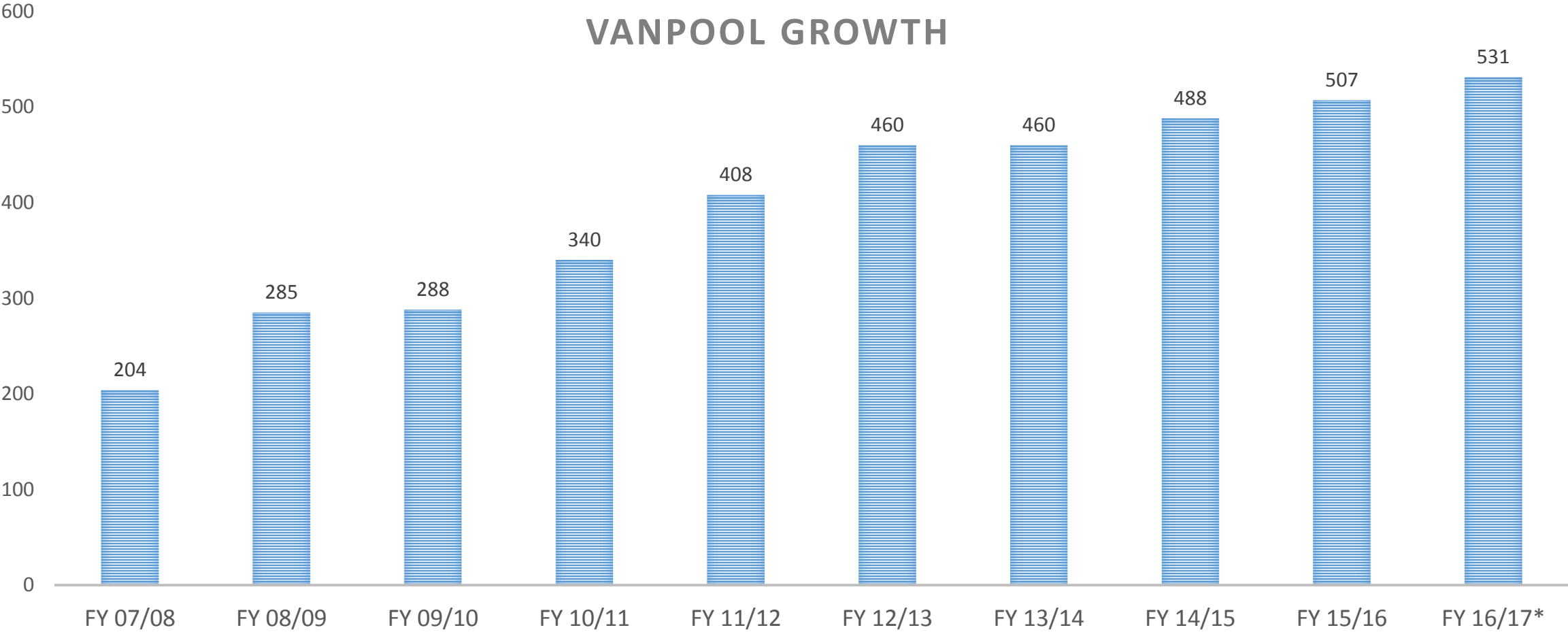
Van Providers

- Lease vans to vanpools
- Coordinate, verify rider/vanpool data
- Help initiate vanpools, keep occupancy rates up
- Cover cost of major and routine vehicle maintenance

Vanpool Riders

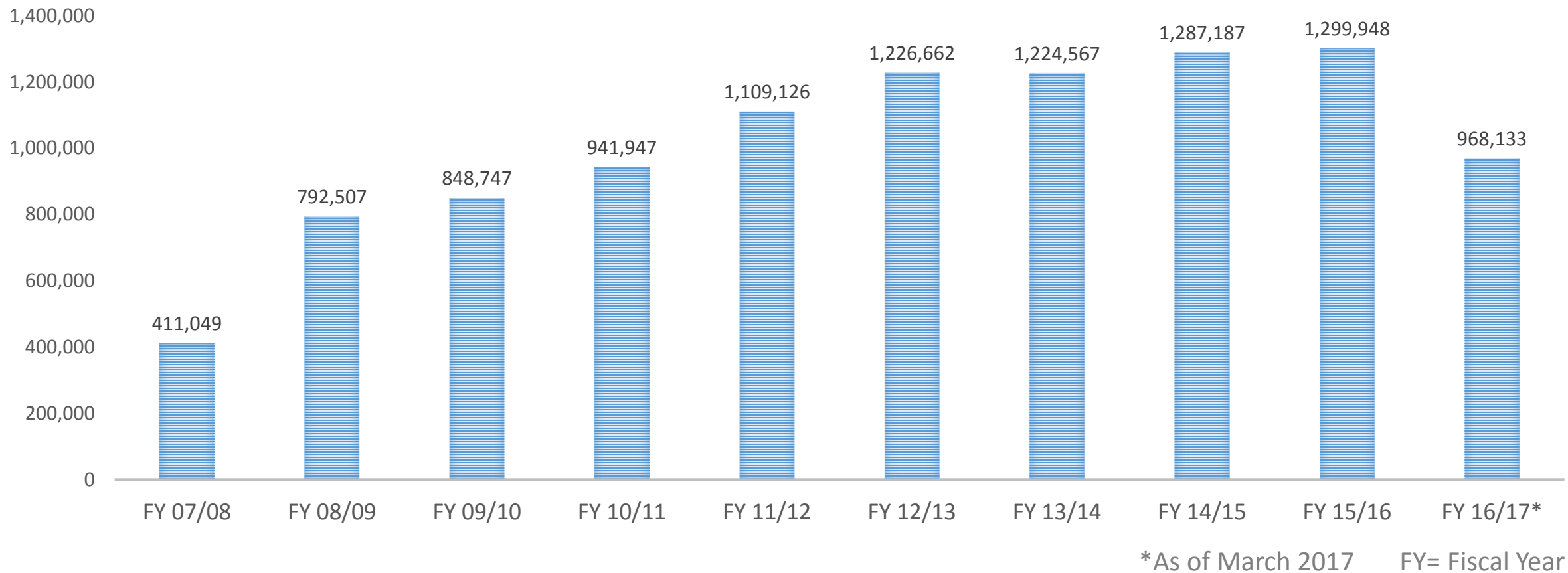
- Provide driver
- Pay lease, fuel, tolls, parking
- Start vanpool with a minimum of 5 people or 70% occupancy
- Maintain at least a 50% occupancy rate





*As of March 2017 FY= Fiscal Year

PASSENGER TRIPS



Public Transit Comparison (FY 15/16)



REVISED

Description	Local Routes (0-99*, 500*)	Community Routes (100*)	Inter-county Express Bus (700*)	Intra-county Express Bus (200*)	Vanpool
Average Trip Length (miles)	4	3	32	13	35
Annual Boardings (trips)	39,549,849	1,769,584	118,158	115,680	1,299,948
Total Subsidy Per Boarding*	\$4.45	\$5.58	\$26.47	\$9.41	\$1.79
Total Subsidy Per Passenger Mile*	\$1.10	\$1.65	\$0.82	\$0.74	\$0.05

* Includes operating and vehicle capital costs

- RFP 7-1546 Vanpool Provider Services was approved for release by the Board of Directors on February 13, 2017
- On March 13, 2017, two (2) proposals were received
- Proposing firms were Enterprise Rideshare and Green Commuter, Inc.
- Proposals were evaluated on the following Board-approved evaluation criteria and weights:

• Qualifications of the Firm	30 percent
• Staffing and Project Organization	20 percent
• Work Plan	30 percent
• Cost and Price	20 percent
- On March 28, 2017 both firms were interviewed

- Staff is recommending Enterprise for contract award
- Contract term is for a three-year initial term, with two, two-year option terms
- Budget amount for initial term is \$8,323,888
- Effective date July 1, 2017