














Capital Action Plan

Status Through September 2023















Updated: October 13, 2023

Capital Projects	Cost	Schedule							
	Baseline/Forecast	Plan/Forecast							
	(millions)	Begin Environmental	Complete Environmental	Begin Design	Complete Design	Construction Ready	Advertise Construction	Award Contract	Complete Construction
Freeway Projects:									
I-5, Pico to San Diego County	TBD	Feb-21	Apr-24	TBD	TBD	TBD	TBD	TBD	TBD
	TBD	Feb-21	Oct-24	TBD	TBD	TBD	TBD	TBD	TBD
 I-5, Pico to Vista Hermosa	\$113.0	Jun-09	Dec-11	Jun-11	Oct-13	Feb-14	Oct-14	Dec-14	Aug-18
Project C	\$83.6	Jun-09	Oct-11	Jun-11	Oct-13	May-14	Sep-14	Dec-14	Aug-18
 I-5, Vista Hermosa to Pacific Coast Highway	\$75.6	Jun-09	Dec-11	Jun-11	Feb-13	Jun-13	Oct-13	Dec-13	Mar-17
Project C	\$75.3	Jun-09	Oct-11	Jun-11	May-13	Aug-13	Feb-14	Jun-14	Jul-17
 I-5, Pacific Coast Highway to San Juan Creek Road	\$70.7	Jun-09	Dec-11	Jun-11	Jan-13	May-13	Aug-13	Oct-13	Sep-16
Project C	\$74.3	Jun-09	Oct-11	Jun-11	Jan-13	Apr-13	Aug-13	Dec-13	Jul-18
 I-5, I-5/Ortega Interchange	\$90.9	Sep-05	Jun-09	Jan-09	Nov-11	Mar-12	Jun-12	Aug-12	Sep-15
Project D	\$79.8	Sep-05	Jun-09	Jan-09	Dec-11	Apr-12	Jun-12	Aug-12	Jan-16
 I-5, I-5/Ortega Interchange (Landscape)	N/A	N/A	N/A	N/A	N/A	N/A	N/A	N/A	N/A
Project D	N/A	N/A	N/A	Jan-14	Oct-14	Feb-15	Aug-15	Sep-15	Sep-16
 I-5, SR-73 to Oso Parkway	\$151.9	Sep-11	Jun-14	Mar-15	Jan-18	May-18	Aug-18	Dec-18	Apr-25
Project C & D	\$229.4	Oct-11	May-14	Mar-15	Aug-18	May-19	Aug-19	Dec-19	Nov-24
 I-5, Oso Parkway to Alicia Parkway	\$196.2	Sep-11	Jun-14	Nov-14	Jun-17	Dec-17	Feb-18	Jun-18	Nov-23
Project C & D	\$228.3	Oct-11	May-14	Nov-14	Dec-17	Jun-18	Nov-18	Mar-19	Sep-24
 I-5, Alicia Parkway to El Toro Road	\$133.6	Sep-11	Jun-14	Mar-15	Jun-18	Dec-18	Jan-19	May-19	Oct-24
Project C	\$203.5	Oct-11	May-14	Mar-15	May-19	Apr-20	May-20	Sep-20	Nov-24
 I-5, SR-73 to El Toro Road (Landscape)	TBD	N/A	N/A	N/A	N/A	N/A	N/A	N/A	N/A
Project C	\$12.4	N/A	N/A	Mar-23	Dec-24	Apr-25	Jun-25	Sep-25	Mar-27
 I-5, I-5/El Toro Road Interchange	TBD	Apr-17	Apr-26	TBD	TBD	TBD	TBD	TBD	TBD
Project D Cost/Schedule Risk	TBD	Apr-17	Apr-26	TBD	TBD	TBD	TBD	TBD	TBD
 I-5, I-405 to Yale Avenue	\$230.5	May-14	Aug-18	Oct-21	May-24	May-25	Dec-25	Feb-26	Sep-29
Project B	\$230.5	May-14	Jan-20	Oct-21	Sep-24	May-25	Dec-25	Feb-26	Sep-29
 I-5, Yale Avenue to SR-55	\$200.4	May-14	Aug-18	May-21	Feb-25	Aug-25	Nov-25	Mar-26	Sep-29
Project B Cost/Schedule Risk	\$200.4	May-14	Jan-20	May-21	Jul-24	Aug-25	Nov-25	Mar-26	Sep-29
 I-5, SR-55 to SR-57	\$38.1	Jul-11	Jun-13	Jun-15	Mar-17	Jul-17	Sep-17	Dec-17	Apr-21
Project A	\$38.9	Jun-11	Apr-15	Jun-15	Jun-17	Dec-17	Mar-18	Nov-18	Jan-21

Capital Action Plan

Status Through September 2023













Updated: October 13, 2023

Capital Projects	Cost	Schedule							
	Baseline/Forecast	Plan/Forecast							
	(millions)	Begin Environmental	Complete Environmental	Begin Design	Complete Design	Construction Ready	Advertise Construction	Award Contract	Complete Construction
 SR-55, I-405 to I-5 Project F Cost/Schedule Risk	\$410.9	Feb-11	Nov-13	Sep-17	Apr-20	Dec-20	Apr-21	May-22	Feb-27
	\$505.7	May-11	Aug-17	Sep-17	Apr-20	Sep-21	Dec-21	May-22	Feb-27
 SR-55, I-5 to SR-91 Project F	\$131.3	Dec-16	Jan-20	Aug-22	Jul-25	Dec-25	Apr-26	Jul-26	Oct-29
	\$131.3	Dec-16	Mar-20	Aug-22	Jul-25	Dec-25	Apr-26	Jul-26	Oct-29
 SR-57 Northbound (NB), Orangewood Avenue to Katella Avenue Project G	\$71.8	Apr-16	Dec-18	Mar-22	Jul-24	Feb-25	Jul-25	Nov-25	Jun-28
	\$71.8	Apr-16	Mar-19	Mar-22	Aug-24	Jan-25	Jun-25	Oct-25	May-28
 SR-57 (NB), Katella Avenue to Lincoln Avenue Project G	\$78.7	Apr-08	Jul-09	Jul-08	Nov-10	Mar-11	May-11	Aug-11	Sep-14
	\$38.0	Apr-08	Nov-09	Aug-08	Dec-10	Apr-11	Jul-11	Oct-11	Apr-15
 SR-57 (NB), Katella Avenue to Lincoln Avenue (Landscape) Project G	N/A	N/A	N/A	N/A	N/A	N/A	N/A	N/A	N/A
	N/A	N/A	N/A	May-09	Jul-10	Jun-17	Jul-17	Sep-17	Jun-18
 SR-57 (NB), Orangethorpe Avenue to Yorba Linda Boulevard Project G	\$80.2	Aug-05	Dec-07	Feb-08	Dec-09	Apr-10	Jun-10	Oct-10	May-14
	\$52.3	Aug-05	Dec-07	Feb-08	Jul-09	Dec-09	May-10	Oct-10	Nov-14
 SR-57 (NB), Yorba Linda Boulevard to Lambert Road Project G	\$79.3	Aug-05	Dec-07	Feb-08	Dec-09	Apr-10	Jun-10	Oct-10	Sep-14
	\$54.1	Aug-05	Dec-07	Feb-08	Jul-09	Mar-10	May-10	Oct-10	May-14
 SR-57 (NB), Orangethorpe Avenue to Lambert Road (Landscape) Project G	N/A	N/A	N/A	N/A	N/A	N/A	N/A	N/A	N/A
	N/A	N/A	N/A	Oct-14	Aug-17	Dec-17	Jan-18	Feb-18	Apr-19
 SR-57 (NB), Lambert Road to Tonner Canyon Project G	TBD	TBD	TBD	TBD	TBD	TBD	TBD	TBD	TBD
	TBD	Sep-25	May-28	TBD	TBD	TBD	TBD	TBD	TBD
 SR-91 Westbound (WB), I-5 to SR-57 Project H	\$78.1	Jul-07	Apr-10	Oct-09	Feb-12	Jul-12	Aug-12	Nov-12	Apr-16
	\$59.2	Jul-07	Jun-10	Mar-10	Apr-12	Aug-12	Oct-12	Jan-13	Jun-16
 SR-91 Westbound (WB), I-5 to SR-57 (Landscape) Project H	N/A	N/A	N/A	N/A	N/A	N/A	N/A	N/A	N/A
	N/A	N/A	N/A	Nov-14	Aug-16	Dec-16	Feb-17	Mar-17	Nov-17
 SR-91, SR-55 to Lakeview Avenue (Segment 1) Project I	\$100.9	Jan-15	Oct-18	Mar-20	Jan-23	Aug-23	Oct-23	Feb-24	Sep-27
	\$126.3	Jan-15	Jun-20	Mar-20	Mar-23	Jan-24	Apr-24	Jul-24	Mar-28
 SR-91, La Palma Avenue to SR-55 (Segment 2) Project I	\$208.4	Jan-15	Oct-18	Jun-20	Jul-23	Feb-24	Mar-24	Jul-24	Mar-28
	\$208.4	Jan-15	Jun-20	Jun-20	Dec-24	Aug-25	Oct-25	Jan-26	Jan-30
 SR-91, Acacia Street to La Palma Ave (Segment 3) Project I	\$116.2	Jan-15	Oct-18	Nov-20	Apr-24	Nov-24	Jan-25	Apr-25	Sep-28
	\$116.2	Jan-15	Jun-20	Nov-20	Aug-24	May-25	Sep-25	Dec-25	Jun-29

Capital Action Plan

Status Through September 2023












Updated: October 13, 2023

Capital Projects	Cost	Schedule							
	Baseline/Forecast	Plan/Forecast							
	(millions)	Begin Environmental	Complete Environmental	Begin Design	Complete Design	Construction Ready	Advertise Construction	Award Contract	Complete Construction
 SR-91 (WB), Tustin Interchange to SR-55 Project I	\$49.9	Jul-08	Jul-11	Jul-11	Mar-13	Jul-13	Aug-13	Oct-13	Jul-16
	\$42.5	Jul-08	May-11	Jun-11	Feb-13	Apr-13	Jun-13	Oct-13	Jul-16
 SR-91, SR-55 to SR-241 Project J	\$128.4	Jul-07	Jul-09	Jun-09	Jan-11	Apr-11	Jun-11	Sep-11	Dec-12
	\$79.7	Jul-07	Apr-09	Apr-09	Aug-10	Dec-10	Feb-11	May-11	Mar-13
 SR-91, SR-55 to SR-241 (Landscape) Project J	N/A	N/A	N/A	N/A	N/A	N/A	N/A	N/A	N/A
	N/A	N/A	N/A	May-12	Feb-13	Apr-13	Jul-13	Oct-13	Feb-15
 SR-91 Eastbound, SR-241 to SR-71 Project J	\$104.5	Mar-05	Dec-07	Jul-07	Dec-08	Mar-09	May-09	Jul-09	Nov-10
	\$57.8	Mar-05	Dec-07	Jul-07	Dec-08	May-09	Jun-09	Aug-09	Jan-11
91 Express Lanes to SR-241 Toll Connector	TBD	N/A	N/A	N/A	N/A	N/A	N/A	N/A	N/A
	TBD	Nov-13	Jan-20	Jun-16	Mar-24	May-24	May-24	Nov-24	Nov-27
 I-405, I-5 to SR-55 Project L	TBD	Dec-14	Jul-18	TBD	TBD	TBD	TBD	TBD	TBD
	TBD	Dec-14	Aug-18	TBD	TBD	TBD	TBD	TBD	TBD
 I-405, SR-55 to I-605 (Design-Build) Project K	\$2,160.0	Mar-09	Mar-13	Mar-14	Nov-15	Feb-16	Mar-16	Nov-16	Feb-24
	\$2,160.0	Mar-09	May-15	Mar-14	Nov-15	Feb-16	Mar-16	Nov-16	Feb-24
I-405/SR-22 HOV Connector	\$195.9	N/A	N/A	Sep-07	Sep-09	Mar-10	May-10	Aug-10	Aug-14
	\$120.8	N/A	N/A	Sep-07	Jun-09	Sep-09	Feb-10	Jun-10	Mar-15
I-405/I-605 HOV Connector	\$260.4	N/A	N/A	Sep-07	Sep-09	Mar-10	May-10	Oct-10	Jan-15
	\$172.6	N/A	N/A	Sep-07	Sep-09	Feb-10	May-10	Oct-10	Mar-15
I-405/SR-22/I-605 HOV Connector (Landscape)	N/A	N/A	N/A	N/A	N/A	N/A	N/A	N/A	N/A
	N/A	N/A	N/A	Jun-08	May-09	Feb-16	May-16	Jul-16	Feb-18
 I-605, I-605/Katella Avenue Interchange Project M	\$29.0	Aug-16	Nov-18	Dec-20	Mar-23	Jul-23	Nov-23	Feb-24	Nov-25
	\$29.0	Aug-16	Oct-18	Dec-20	Jan-23	Apr-24	Aug-24	Nov-24	Jul-26
Grade Separation Projects:									
 Sand Canyon Avenue Railroad Grade Separation Project R	\$55.6	N/A	Sep-03	Jan-04	Jul-10	Jul-10	Oct-10	Feb-11	May-14
	\$61.9	N/A	Sep-03	Jan-04	Jul-10	Jul-10	Oct-10	Feb-11	Jan-16
 Raymond Avenue Railroad Grade Separation Project O	\$77.2	Feb-09	Nov-09	Mar-10	Aug-12	Nov-12	Feb-13	May-13	Aug-18
	\$126.2	Feb-09	Nov-09	Mar-10	Dec-12	Jul-13	Oct-13	Feb-14	May-18
 State College Boulevard Railroad Grade Separation (Fullerton) Project O	\$73.6	Dec-08	Jan-11	Jul-06	Aug-12	Nov-12	Feb-13	May-13	May-18
	\$99.6	Dec-08	Apr-11	Jul-06	Feb-13	May-13	Sep-13	Feb-14	Mar-18
 Placentia Avenue Railroad Grade Separation Project O	\$78.2	Jan-01	May-01	Jan-09	Mar-10	May-10	Mar-11	Jun-11	Nov-14
	\$64.5	Jan-01	May-01	Jan-09	Jun-10	Jan-11	Mar-11	Jul-11	Dec-14
 Kraemer Boulevard Railroad Grade Separation Project O	\$70.4	Jan-01	Sep-09	Jan-09	Jul-10	Jul-10	Apr-11	Aug-11	Oct-14
	\$63.8	Jan-01	Sep-09	Feb-09	Jul-10	Jan-11	Jun-11	Sep-11	Dec-14

Capital Action Plan

Status Through September 2023

Updated: October 13, 2023

Capital Projects	Cost	Schedule							
	Baseline/Forecast	Plan/Forecast							
	(millions)	Begin Environmental	Complete Environmental	Begin Design	Complete Design	Construction Ready	Advertise Construction	Award Contract	Complete Construction
 Orangethorpe Avenue Railroad Grade Separation Project O	\$117.4	Jan-01	Sep-09	Feb-09	Dec-11	Dec-11	Feb-12	May-12	Sep-16
	\$105.9	Jan-01	Sep-09	Feb-09	Oct-11	Apr-12	Sep-12	Jan-13	Oct-16
 Tustin Avenue/Rose Drive Railroad Grade Separation Project O	\$103.0	Jan-01	Sep-09	Feb-09	Dec-11	Mar-12	May-12	Aug-12	May-16
	\$96.6	Jan-01	Sep-09	Feb-09	Jul-11	Jun-12	Oct-12	Feb-13	Oct-16
 Lakeview Avenue Railroad Grade Separation Project O	\$70.2	Jan-01	Sep-09	Feb-09	Oct-11	Oct-12	Feb-13	May-13	Mar-17
	\$110.7	Jan-01	Sep-09	Feb-09	Jan-13	Apr-13	Sep-13	Nov-13	Jun-17
 17th Street Railroad Grade Separation Project R	TBD	Oct-14	Jun-16	TBD	TBD	TBD	TBD	TBD	TBD
	TBD	Oct-14	Nov-17	TBD	TBD	TBD	TBD	TBD	TBD
Transit Projects:									
 Rail-Highway Grade Crossing Safety Enhancement Project R	\$94.4	Jan-08	Oct-08	Jan-08	Sep-08	Sep-08	Sep-08	Aug-09	Dec-11
	\$90.4	Jan-08	Oct-08	Jan-08	Sep-08	Sep-08	Sep-08	Aug-09	Dec-11
 San Clemente Beach Trail Safety Enhancements Project R	\$6.0	Sep-10	Jul-11	Feb-12	Apr-12	Apr-12	Jul-12	Oct-12	Jan-14
	\$5.0	Sep-10	Jul-11	Feb-12	Jun-12	Jun-12	Oct-12	May-13	Mar-14
 Emergency Track Stabilization at Mile Post 206.8 Project R Cost/Schedule	N/A	N/A	N/A	N/A	N/A	N/A	N/A	N/A	N/A
	\$14.9	N/A	N/A	N/A	N/A	N/A	Sep-22	Oct-22	Aug-23
San Juan Capistrano Passing Siding	\$25.3	Aug-11	Jan-13	Mar-15	May-16	May-16	Aug-16	Dec-16	Feb-21
	\$33.2	Aug-11	Mar-14	Mar-15	Aug-18	Aug-18	Aug-18	Mar-19	Nov-20
 OC Streetcar Project S Cost/Schedule Risk	\$595.8	Aug-09	Mar-12	Feb-16	Sep-17	Oct-17	Dec-17	Aug-18	Aug-25
	\$595.8	Aug-09	Mar-15	Feb-16	Nov-17	Dec-17	Dec-17	Sep-18	Aug-25
Transit Security and Operation Center (TSOC) Cost/Schedule Risk	N/A	Jun-17	Jun-20	Jun-20	Oct-23	Nov-23	Jan-24	Sep-24	Sep-26
	\$77.8	Jun-17	Jun-20	Jun-20	Nov-23	Nov-23	Jan-24	Sep-24	Sep-26
 Placentia Metrolink Station and Parking Structure Project R Cost/Schedule Risk	\$34.8	Jan-03	May-07	Oct-08	Jan-11	TBD	TBD	TBD	TBD
	\$40.1	Jan-03	May-07	Oct-08	Feb-11	TBD	TBD	TBD	TBD
 Orange County Maintenance Facility - ON HOLD Project R	TBD	Apr-20	Apr-22	TBD	TBD	TBD	TBD	TBD	TBD
	TBD	Apr-20	Jan-24	TBD	TBD	TBD	TBD	TBD	TBD
 Irvine Station Improvements - ON HOLD Project R	TBD	Jan-22	TBD	TBD	TBD	TBD	TBD	TBD	TBD
	TBD	Jan-22	TBD	TBD	TBD	TBD	TBD	TBD	TBD
Anaheim Canyon Station	\$27.9	Jan-16	Dec-16	Mar-19	May-19	May-19	Jul-19	Nov-19	Jan-23
	\$34.2	Jan-16	Jun-17	Mar-18	Oct-20	Oct-20	Oct-20	Mar-21	Jan-23

Capital Action Plan

Status Through September 2023

Updated: October 13, 2023

Capital Projects	Cost		Schedule						
	Baseline/Forecast	Plan/Forecast							
	(millions)	Begin Environmental	Complete Environmental	Begin Design	Complete Design	Construction Ready	Advertise Construction	Award Contract	Complete Construction
Orange Station Parking Expansion	\$33.2	Dec-09	Dec-12	Nov-10	Apr-13	Jul-16	Jul-16	Nov-16	Feb-19
	\$30.9	Dec-09	May-16	Nov-10	Apr-16	Jul-16	Jul-16	Jun-17	Feb-19
Fullerton Transportation Center - Elevator Upgrades	\$3.5	N/A	N/A	Jan-12	Dec-13	Dec-13	Jun-14	Sep-14	Mar-17
	\$4.2	N/A	N/A	Jan-12	Dec-13	Dec-13	Aug-14	Apr-15	May-19
Laguna Niguel/Mission Viejo Station ADA Ramps	\$3.5	Jul-13	Jan-14	Jul-13	Aug-14	Aug-14	Sep-14	Jan-15	Apr-17
	\$5.2	Jul-13	Feb-14	Jul-13	Jul-15	Jul-15	Jul-15	Oct-15	Sep-17
Anaheim Regional Transportation Intermodal Center	\$227.4	Apr-09	Feb-11	Jun-09	Feb-12	Feb-12	May-12	Jul-12	Nov-14
Project R & T	\$232.2	Apr-09	Feb-12	Jun-09	May-12	May-12	May-12	Sep-12	Dec-14

Note: Costs associated with landscape projects are included in respective freeway projects.

Grey = Milestone achieved

Green = Forecast milestone meets or exceeds plan

Yellow = Forecast milestone is one to three months later than plan

Red = Forecast milestone is over three months later than plan

Begin Environmental: The date work on the environmental clearance, project report, or preliminary engineering phase begins.

Complete Environmental: The date environmental clearance and project approval is achieved.

Begin Design: The date final design work begins, or the date when a design-build contract begins.

Complete Design: The date final design work is 100 percent complete and approved.

Construction Ready: The date contract bid documents are ready for advertisement, including certification of right-of-way, all agreements executed, contract constraints are cleared.

Advertise for Construction: The date a construction contract is both funded and advertised for bids.

Award Contract: The date the construction contract is awarded.

Construction Complete: The date all construction work is completed and the project is open to public use.

Acronyms

I-5 - Santa Ana Freeway (Interstate 5)

SR-73 - San Joaquin Freeway (State Route 73)

SR-55 - Costa Mesa Freeway (State Route 55)

SR-57 - Orange Freeway (State Route 57)

SR-91 - Riverside Freeway (State Route 91)

SR-71 - Corona Expressway (State Route 71)

SR-22 - Garden Grove Freeway (State Route 22)

I-405 - San Diego Freeway (Interstate 405)

SR-241 - Foothill/Eastern Transportation Corridor (State Route 241)

I-605 - San Gabriel River Freeway (Interstate 605)

ADA - Americans with Disabilities Act

HOV - high-occupancy vehicle