



**Orange County Transportation Authority  
Riverside County Transportation Commission**



Status Report  
March 2023

As of March 31, 2023

---

---

## Table of Contents

Operations Overview OCTA.....	3
Traffic and Revenue Statistics for OCTA.....	3
OCTA Traffic and Revenue Summary.....	5
OCTA Peak-Hour Volumes .....	6
OCTA Eastbound Peak-Hour Volumes .....	6
OCTA Westbound Peak-Hour Volumes .....	7
OCTA Operational Highlights .....	8
Financial Highlights OCTA .....	9
Operations Overview RCTC.....	9
Traffic and Revenue Statistics for RCTC.....	10
RCTC Traffic and Revenue Summary.....	12
RCTC Peak-Hour Volumes .....	13
RCTC Eastbound Peak-Hour Volumes .....	13
RCTC Westbound Peak-Hour Volumes .....	14
RCTC Operational Highlights .....	17
Financial Highlights RCTC .....	18
Joint Agency Trip and Revenue Statistics .....	19
Joint Agency Traffic Statistics .....	19
Joint Agency Performance Measures.....	20
Joint Agency Transponder Distribution.....	20

# OPERATIONS OVERVIEW OCTA

## TRAFFIC AND REVENUE STATISTICS FOR OCTA

Total traffic volume on the 91 Express Lanes (91 EL) for March 2023 was 1,703,261. This represents a daily average of 54,944 vehicles. This is a 0.7 percent increase in total traffic volume from the same period last year, which totaled 1,690,829. Potential toll revenue for March was \$5,486,531, which represents an increase of 3.9 percent from the prior year’s total of \$5,281,955. Carpool percentage for March was 22.7 percent as compared to the previous year’s rate of 22.4 percent.

Month-to-date (MTD) traffic and revenue data is summarized in the table below. The following trip and revenue statistics tables represent all trips taken on the Orange County Transportation Authority (OCTA) 91 EL and associated potential revenue for the month of March 2023.

**Current MTD as of March 31, 2023**

	MAR-23 MTD Actual	MAR-22 MTD Actual	Yr-to-Yr % Variance
<b>Trips</b>			
Full Toll Lanes	1,316,675	1,312,379	0.3%
3+ Lanes	386,586	378,450	2.1%
Total Gross Trips	1,703,261	1,690,829	0.7%
<b>Revenue</b>			
Full Toll Lanes	\$5,421,934	\$5,218,400	3.9%
3+ Lanes	\$64,597	\$63,555	1.6%
Total Gross Revenue	\$5,486,531	\$5,281,955	3.9%
<b>Average Revenue per Trip</b>			
Average Full Toll Lanes	\$4.12	\$3.98	3.5%
Average 3+ Lanes	\$0.17	\$0.17	0.0%
Average Gross Revenue	\$3.22	\$3.12	3.2%



The 2023 fiscal year-to-date (YTD) traffic volume decreased by 2.1 percent, and potential toll revenue increased by 0.7 percent when compared with the same period the prior year. YTD average revenue per trip is \$3.18.

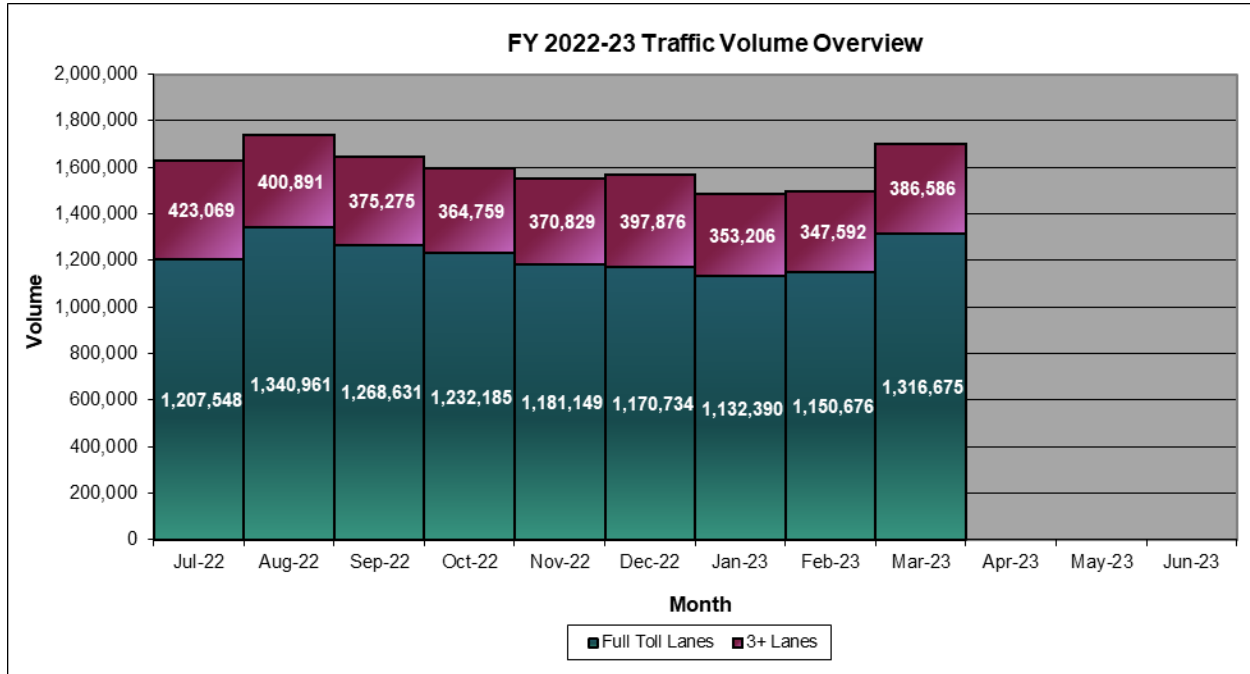
Fiscal YTD traffic and revenue data are summarized in the table below. The following trip and revenue statistics tables represent all trips taken on the OCTA 91 EL and associated potential revenue for the months of July 2022 through March 2023.

**Fiscal Year (FY) 2022-23 YTD as of March 31, 2023**

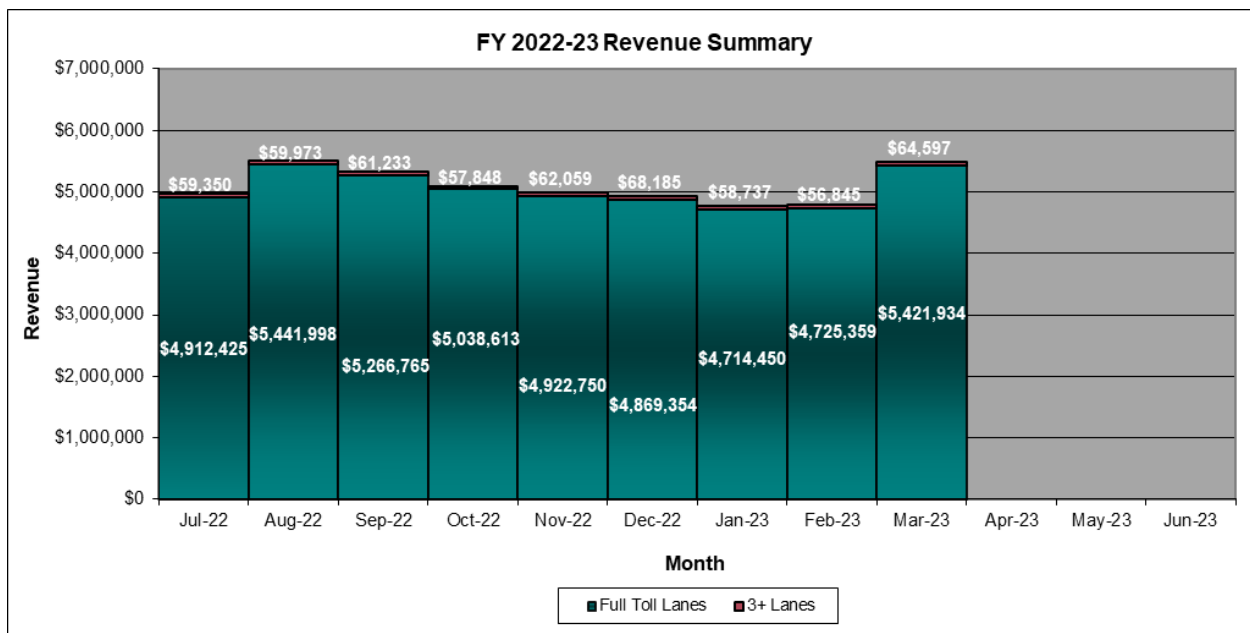
<b>Trips</b>	<b>FY 2022-23 YTD Actual (7/2022-3/2023)</b>	<b>FY 2021-22 YTD Actual (7/2021-3/2022)</b>	<b>Yr-to-Yr % Variance</b>
Full Toll Lanes	11,000,949	11,348,338	(3.1%)
3+ Lanes	3,420,083	3,374,613	1.3%
Total Gross Trips	14,421,032	14,722,951	(2.1%)
<b>Revenue</b>			
Full Toll Lanes	\$45,313,648	\$45,057,881	0.6%
3+ Lanes	\$548,826	\$469,372	16.9%
Total Gross Revenue	\$45,862,474	\$45,527,254	0.7%
<b>Average Revenue per Trip</b>			
Average Full Toll Lanes	\$4.12	\$3.97	3.8%
Average 3+ Lanes	\$0.16	\$0.14	14.3%
Average Gross Revenue	\$3.18	\$3.09	2.9%

## OCTA Traffic and Revenue Summary

The chart below reflects the total trips breakdown between full toll trips and high-occupancy vehicle (HOV3+) trips for FY 2022-23 on a monthly basis.



The chart below reflects the gross potential revenue breakdown between full toll trips and HOV3+ trips for FY 2022-23 on a monthly basis.



## OCTA PEAK-HOUR VOLUMES

Peak-hour traffic in the eastbound and westbound directions reached or exceeded 90 percent of defined capacity 13 times during the month of March 2023. As demonstrated on the next chart, westbound peak-hour traffic volumes top out at 92 percent of defined capacity.

## OCTA EASTBOUND PEAK-HOUR VOLUMES

EASTBOUND WEEKDAY PEAK VOLUME:

PM Time	Monday 02/27/23				Tuesday 02/28/23				Wednesday 03/01/23				Thursday 03/02/23				Friday 03/03/23			
	Price	HOV	Vol.	Cap.	Price	HOV	Vol.	Cap.	Price	HOV	Vol.	Cap.	Price	HOV	Vol.	Cap.	Price	HOV	Vol.	Cap.
1400 - 1500									\$5.30	414	2,979	88%	\$7.70	434	2,920	86%	\$8.60	445	2,687	79%
1500 - 1600									\$7.45	381	2,342	69%	\$7.45	471	2,900	85%	\$8.15	444	2,654	78%
1600 - 1700									\$6.50	438	2,941	87%	\$7.00	423	2,885	85%	\$6.95	392	2,227	66%
1700 - 1800									\$5.40	475	2,967	87%	\$6.70	389	2,504	74%	\$6.95	381	1,995	59%
1800 - 1900									\$4.05	455	2,061	61%	\$4.50	505	2,581	76%	\$6.95	535	2,382	70%
1900 - 2000									\$3.95	445	1,745	51%	\$5.75	613	2,606	77%	\$6.45	681	2,613	77%

PM Time	Monday 03/06/23				Tuesday 03/07/23				Wednesday 03/08/23				Thursday 03/09/23				Friday 03/10/23			
	Price	HOV	Vol.	Cap.	Price	HOV	Vol.	Cap.	Price	HOV	Vol.	Cap.	Price	HOV	Vol.	Cap.	Price	HOV	Vol.	Cap.
1400 - 1500	\$5.30	459	2,873	85%	\$5.30	441	2,962	87%	\$5.30	442	2,855	84%	\$7.70	480	2,997	88%	\$8.60	468	2,513	74%
1500 - 1600	<b>\$5.65</b>	<b>478</b>	<b>3,087</b>	<b>91%</b>	\$5.75	425	2,401	71%	\$7.45	492	2,885	85%	\$7.45	476	2,942	87%	\$8.15	527	2,702	79%
1600 - 1700	\$5.10	444	2,892	85%	\$5.25	405	2,828	83%	\$6.50	382	2,478	73%	\$7.00	457	2,891	85%	\$6.95	531	2,602	77%
1700 - 1800	\$4.95	480	3,038	89%	\$4.90	336	1,655	49%	\$5.40	182	990	29%	\$6.70	437	2,940	86%	\$6.95	517	2,539	75%
1800 - 1900	\$5.65	594	2,664	78%	\$4.05	574	2,798	82%	\$4.05	561	2,901	85%	\$4.50	603	2,822	83%	\$6.95	607	2,489	73%
1900 - 2000	\$3.95	408	1,543	45%	\$3.95	671	2,855	84%	\$3.95	698	2,769	81%	\$5.75	687	2,831	83%	\$6.45	546	1,918	56%

PM Time	Monday 03/13/23				Tuesday 03/14/23				Wednesday 03/15/23				Thursday 03/16/23				Friday 03/17/23			
	Price	HOV	Vol.	Cap.	Price	HOV	Vol.	Cap.	Price	HOV	Vol.	Cap.	Price	HOV	Vol.	Cap.	Price	HOV	Vol.	Cap.
1400 - 1500	\$5.30	374	2,625	77%	\$5.30	377	2,607	77%	\$5.30	387	2,749	81%	<b>\$7.70</b>	<b>471</b>	<b>2,832</b>	<b>83%</b>	\$8.60	462	2,891	85%
1500 - 1600	\$5.65	470	2,885	85%	\$5.75	435	2,683	79%	\$7.45	448	2,732	80%	\$7.45	503	3,041	89%	\$8.15	498	2,933	86%
1600 - 1700	\$5.10	445	3,031	89%	\$5.25	430	2,609	77%	\$6.50	422	2,896	85%	\$7.00	487	2,987	88%	\$6.95	538	2,877	85%
1700 - 1800	\$4.95	465	2,900	85%	\$4.90	467	2,736	80%	\$5.40	488	2,858	84%	\$6.70	479	2,940	86%	\$6.95	535	2,972	87%
1800 - 1900	\$5.65	562	2,842	84%	\$4.05	520	2,529	74%	\$4.05	470	2,340	69%	\$4.50	553	2,923	86%	\$6.95	631	2,709	80%
1900 - 2000	\$3.95	436	1,681	49%	\$3.95	537	2,184	64%	\$3.95	367	1,459	43%	\$5.75	578	2,545	75%	\$6.45	533	1,975	58%

PM Time	Monday 03/20/23				Tuesday 03/21/23				Wednesday 03/22/23				Thursday 03/23/23				Friday 03/24/23			
	Price	HOV	Vol.	Cap.	Price	HOV	Vol.	Cap.	Price	HOV	Vol.	Cap.	Price	HOV	Vol.	Cap.	Price	HOV	Vol.	Cap.
1400 - 1500	\$5.30	385	2,401	71%	\$5.30	377	2,378	70%	\$5.30	452	2,736	80%	\$7.70	511	2,978	88%	\$8.60	545	2,982	88%
1500 - 1600	<b>\$5.65</b>	<b>517</b>	<b>3,230</b>	<b>95%</b>	\$5.75	441	2,582	76%	\$7.45	434	2,934	86%	\$7.45	471	2,881	85%	<b>\$8.15</b>	<b>575</b>	<b>3,067</b>	<b>90%</b>
1600 - 1700	\$5.10	442	3,003	88%	\$5.25	416	2,582	76%	\$6.50	450	2,868	84%	\$7.00	426	2,732	80%	\$6.95	523	2,823	83%
1700 - 1800	<b>\$4.95</b>	<b>557</b>	<b>3,050</b>	<b>90%</b>	\$4.90	454	2,422	71%	\$5.40	490	2,874	85%	\$6.70	474	2,821	83%	\$6.95	528	2,932	86%
1800 - 1900	\$5.65	433	1,924	57%	\$4.05	554	2,383	70%	\$4.05	566	2,756	81%	\$4.50	585	2,894	85%	\$6.95	444	1,980	58%
1900 - 2000	\$3.95	405	1,385	41%	\$3.95	349	1,333	39%	\$3.95	390	1,613	47%	\$5.75	654	2,775	82%	\$6.45	40	114	3%

PM Time	Monday 03/27/23				Tuesday 03/28/23				Wednesday 03/29/23				Thursday 03/30/23				Friday 03/31/23			
	Price	HOV	Vol.	Cap.	Price	HOV	Vol.	Cap.	Price	HOV	Vol.	Cap.	Price	HOV	Vol.	Cap.	Price	HOV	Vol.	Cap.
1400 - 1500	\$5.30	465	2,684	79%	\$5.30	466	2,816	83%	\$5.30	411	2,461	72%	\$7.70	459	2,916	86%	\$8.60	514	2,808	83%
1500 - 1600	\$5.65	470	2,887	85%	\$5.75	238	1,254	37%	\$7.45	448	2,987	88%	\$7.45	487	3,011	89%	\$8.15	514	2,914	86%
1600 - 1700	\$5.10	468	2,919	86%	\$5.25	445	2,931	86%	\$6.50	442	2,811	83%	\$7.00	504	2,978	88%	\$6.95	500	2,926	86%
1700 - 1800	\$4.95	447	2,892	85%	\$4.90	464	2,765	81%	\$5.40	456	2,817	83%	\$6.70	413	2,722	80%	\$6.95	506	2,832	83%
1800 - 1900	\$5.65	589	2,724	80%	\$4.05	481	2,481	73%	\$4.05	444	2,145	63%	\$4.50	543	2,685	79%	\$6.95	666	2,777	82%
1900 - 2000	\$3.95	430	1,638	48%	\$3.95	533	2,240	66%	\$3.95	405	1,528	45%	\$5.75	440	1,690	50%	\$6.45	589	2,046	60%

# OCTA WESTBOUND PEAK-HOUR VOLUMES

## WESTBOUND WEEKDAY PEAK VOLUME:

AM Time	Monday 02/27/23				Tuesday 02/28/23				Wednesday 03/01/23				Thursday 03/02/23				Friday 03/03/23			
	Price	HOV	Vol.	Cap.	Price	HOV	Vol.	Cap.	Price	HOV	Vol.	Cap.	Price	HOV	Vol.	Cap.	Price	HOV	Vol.	Cap.
0400 - 0500									\$3.15	394	1,138	33%	\$3.15	421	1,136	33%	\$3.25	384	1,043	31%
0500 - 0600									\$5.10	714	2,314	68%	\$5.10	741	2,590	76%	\$5.00	580	2,112	62%
0600 - 0700									\$5.30	646	3,021	89%	\$5.30	653	2,993	88%	\$5.25	599	2,667	78%
0700 - 0800									\$5.80	570	2,777	82%	\$5.80	653	2,940	86%	\$5.80	561	2,473	73%
0800 - 0900									\$5.30	288	2,233	66%	\$5.30	277	2,380	70%	\$5.25	259	2,028	60%
0900 - 1000									\$4.20	217	1,922	57%	\$4.20	343	2,745	81%	\$4.35	325	2,102	62%

AM Time	Monday 03/06/23				Tuesday 03/07/23				Wednesday 03/08/23				Thursday 03/09/23				Friday 03/10/23			
	Price	HOV	Vol.	Cap.	Price	HOV	Vol.	Cap.	Price	HOV	Vol.	Cap.	Price	HOV	Vol.	Cap.	Price	HOV	Vol.	Cap.
0400 - 0500	\$3.15	431	1,225	36%	\$3.15	427	1,164	34%	\$3.15	430	1,193	35%	\$3.15	448	1,246	37%	\$3.25	329	967	28%
0500 - 0600	\$5.10	685	2,558	75%	\$5.10	787	2,748	81%	\$5.10	772	2,757	81%	\$5.10	786	2,729	80%	\$5.00	554	1,956	58%
0600 - 0700	<b>\$5.30</b>	<b>623</b>	<b>3,059</b>	<b>90%</b>	<b>\$5.30</b>	<b>674</b>	<b>3,083</b>	<b>91%</b>	<b>\$5.30</b>	<b>667</b>	<b>3,097</b>	<b>91%</b>	<b>\$5.30</b>	<b>690</b>	<b>3,125</b>	<b>92%</b>	\$5.25	506	2,305	68%
0700 - 0800	\$5.80	542	2,714	80%	\$5.80	629	2,971	87%	<b>\$5.80</b>	<b>647</b>	<b>3,091</b>	<b>91%</b>	\$5.80	634	3,003	88%	\$5.80	515	2,441	72%
0800 - 0900	\$5.30	348	2,454	72%	\$5.30	350	2,827	83%	\$5.30	361	2,702	79%	\$5.30	345	2,589	76%	\$5.25	311	2,092	62%
0900 - 1000	\$4.20	304	2,548	75%	\$4.20	306	2,595	76%	\$4.20	337	2,499	74%	\$4.20	323	2,442	72%	\$4.35	340	2,021	59%

AM Time	Monday 03/13/23				Tuesday 03/14/23				Wednesday 03/15/23				Thursday 03/16/23				Friday 03/17/23			
	Price	HOV	Vol.	Cap.	Price	HOV	Vol.	Cap.	Price	HOV	Vol.	Cap.	Price	HOV	Vol.	Cap.	Price	HOV	Vol.	Cap.
0400 - 0500	\$3.15	393	1,149	34%	\$3.15	389	1,084	32%	\$3.15	364	1,016	30%	\$3.15	434	1,238	36%	\$3.25	351	980	29%
0500 - 0600	\$5.10	735	2,597	76%	\$5.10	755	2,454	72%	\$5.10	691	2,241	66%	\$5.10	770	2,813	83%	\$5.00	635	2,292	67%
0600 - 0700	\$5.30	688	2,883	85%	\$5.30	651	2,773	82%	\$5.30	684	2,823	83%	<b>\$5.30</b>	<b>716</b>	<b>3,087</b>	<b>91%</b>	\$5.25	629	2,644	78%
0700 - 0800	\$5.80	608	2,805	83%	\$5.80	507	2,580	76%	\$5.80	601	2,806	83%	<b>\$5.80</b>	<b>671</b>	<b>3,085</b>	<b>91%</b>	\$5.80	585	2,558	75%
0800 - 0900	\$5.30	321	2,484	73%	\$5.30	297	2,199	65%	\$5.30	281	2,466	73%	\$5.30	374	2,713	80%	\$5.25	290	2,135	63%
0900 - 1000	\$4.20	302	2,214	65%	\$4.20	243	1,988	58%	\$4.20	289	2,202	65%	\$4.20	329	2,424	71%	\$4.35	348	2,471	73%

AM Time	Monday 03/20/23				Tuesday 03/21/23				Wednesday 03/22/23				Thursday 03/23/23				Friday 03/24/23			
	Price	HOV	Vol.	Cap.	Price	HOV	Vol.	Cap.	Price	HOV	Vol.	Cap.	Price	HOV	Vol.	Cap.	Price	HOV	Vol.	Cap.
0400 - 0500	\$3.15	445	1,206	35%	\$3.15	533	2,036	60%	\$3.15	436	1,196	35%	\$3.15	440	1,203	35%	\$3.25	356	988	29%
0500 - 0600	\$5.10	776	2,616	77%	\$5.10	656	2,348	69%	\$5.10	734	2,558	75%	\$5.10	801	2,745	81%	\$5.00	635	2,253	66%
0600 - 0700	\$5.30	657	2,876	85%	\$5.30	529	2,300	68%	\$5.30	688	2,828	83%	<b>\$5.30</b>	<b>695</b>	<b>3,127</b>	<b>92%</b>	\$5.25	638	2,634	77%
0700 - 0800	\$5.80	687	2,981	88%	\$5.80	508	2,021	59%	\$5.80	557	2,691	79%	\$5.80	648	3,003	88%	\$5.80	570	2,524	74%
0800 - 0900	\$5.30	372	2,624	77%	\$5.30	413	2,595	76%	\$5.30	336	2,463	72%	\$5.30	441	2,978	88%	\$5.25	338	2,069	61%
0900 - 1000	\$4.20	365	2,414	71%	\$4.20	376	2,676	79%	\$4.20	309	2,161	64%	\$4.20	441	2,698	79%	\$4.35	395	2,095	62%

AM Time	Monday 03/27/23				Tuesday 03/28/23				Wednesday 03/29/23				Thursday 03/30/23				Friday 03/31/23			
	Price	HOV	Vol.	Cap.	Price	HOV	Vol.	Cap.	Price	HOV	Vol.	Cap.	Price	HOV	Vol.	Cap.	Price	HOV	Vol.	Cap.
0400 - 0500	\$3.15	388	1,133	33%	\$3.15	444	1,225	36%	\$3.15	394	1,092	32%	\$3.15	433	1,186	35%	\$3.25	327	937	28%
0500 - 0600	\$5.10	697	2,579	76%	\$5.10	801	2,752	81%	\$5.10	745	2,482	73%	\$5.10	716	2,372	70%	\$5.00	607	2,081	61%
0600 - 0700	\$5.30	676	2,964	87%	<b>\$5.30</b>	<b>686</b>	<b>3,106</b>	<b>91%</b>	\$5.30	628	2,719	80%	\$5.30	675	2,872	84%	\$5.25	580	2,568	76%
0700 - 0800	\$5.80	606	2,797	82%	\$5.80	625	2,887	85%	\$5.80	513	2,408	71%	\$5.80	585	2,647	78%	\$5.80	491	2,282	67%
0800 - 0900	\$5.30	371	2,410	71%	\$5.30	434	2,523	74%	\$5.30	392	2,379	70%	\$5.30	356	2,323	68%	\$5.25	329	2,003	59%
0900 - 1000	\$4.20	378	2,175	64%	\$4.20	463	2,758	81%	\$4.20	356	2,339	69%	\$4.20	331	2,279	67%	\$4.35	406	2,090	61%

---

## OCTA OPERATIONAL HIGHLIGHTS

### **On-Road Operations**

OCTA Freeway Service Patrol responded to 80 calls during the month of March. Of those calls, 33 were to assist disabled vehicles, two were to remove debris, 20 were to tow vehicles, and 25 were to aid motorists in the 91 EL.



# FINANCIAL HIGHLIGHTS OCTA

## 91 Express Lanes Operating Statement

Description	YTD as of : <b>3/31/2023</b>		YTD Variance	
	Actual <sup>(1)</sup>	Budget <sup>(1)</sup>	Dollar \$	Percent (%)
<b>Operating revenues:</b>				
Toll Revenue	\$ 41,904,325.88	\$ 38,053,494.00	\$ 3,850,831.88	10.1
Fee Revenue	4,965,881.98	2,898,756.00	2,067,125.98	71.3
<b>Total operating revenues</b>	<b>46,870,207.86</b>	<b>40,952,250.00</b>	<b>5,917,957.86</b>	<b>14.5</b>
<b>Operating expenses:</b>				
Contracted Services	4,064,328.27	5,708,784.00	1,644,455.73	28.8
Administrative Fee	2,227,594.00	2,693,619.00	466,025.00	17.3
Other Professional Services	1,066,374.03	3,336,412.00	2,270,037.97	68.0
Credit Card Processing Fees	1,167,196.25	993,753.00	(173,443.25)	(17.5)
Toll Road Account Servicing	94,086.58	649,997.00	555,910.42	85.5
Other Insurance Expense	428,776.62	762,497.00	333,720.38	43.8
Toll Road Maintenance Supply Repairs	515,314.50	303,750.00	(211,564.50)	(69.7)
Patrol Services	739,212.48	825,003.00	85,790.52	10.4
Building Equipment Repairs and Maint	452,610.72	655,119.00	202,508.28	30.9
6C Transponders	-	56,250.00	56,250.00	100.0
Other Service	-	587,250.00	587,250.00	100.0
Utilities	60,185.93	33,750.00	(26,435.93)	(78.3)
Office Expense	(88,381.20)	585,378.00	673,759.20	115.1
Bad Debt Expense	601.68	-	(601.68)	N/A
Miscellaneous <sup>(2)</sup>	46,070.96	114,867.00	68,796.04	59.9
Leases	363,444.72	401,247.00	37,802.28	9.4
<b>Total operating expenses</b>	<b>11,137,415.54</b>	<b>17,707,676.00</b>	<b>6,570,260.46</b>	<b>37.1</b>
Depreciation and Amortization <sup>(3)</sup>	3,394,461.60	-	(3,394,461.60)	N/A
<b>Operating income (loss)</b>	<b>32,338,330.72</b>	<b>23,244,574.00</b>	<b>9,093,756.72</b>	<b>39.1</b>
<b>Nonoperating revenues (expenses):</b>				
Reimbursement from Other Agencies	77,339.30	200,000.00	(122,660.70)	(61.3)
Interest Income	2,157,991.70	1,411,317.00	746,674.70	52.9
Interest Expense	(2,705,306.02)	(2,774,772.00)	69,465.98	2.5
Other	-	-	-	N/A
<b>Total nonoperating revenues (expenses)</b>	<b>(469,975.02)</b>	<b>(1,163,455.00)</b>	<b>693,479.98</b>	<b>59.6</b>
Transfers In	-	-	-	N/A
Transfers Out <sup>(4)</sup>	(5,331,676.15)	-	(5,331,676.15)	N/A
<b>Net income (loss)</b>	<b>\$ 26,536,679.55</b>	<b>\$ 22,081,119.00</b>	<b>\$ 4,455,560.55</b>	<b>20.2</b>

<sup>1</sup>Actual amounts are accounted for on the accrual basis of accounting in an enterprise fund. Budget amounts are accounted for on a modified accrual basis of accounting.

<sup>2</sup>Miscellaneous expenses include: Bond Insurance Costs, Bank Service Charge, Transponder Materials.

<sup>3</sup>Depreciation and amortization are not budgeted items.

<sup>4</sup>Transfers Out: For M2 Project I and Project J expense reimbursements.

## Capital Asset Activity

During the nine months ending March 31, 2023, capital asset activities included payments of \$835,718 attributed to the Electronic Toll and Traffic Management system project and \$297,339 attributed to the back-office system implementation project.

# OPERATIONS OVERVIEW

## RIVERSIDE COUNTY

### TRANSPORTATION COMMITTEE

#### (RCTC)

#### TRAFFIC AND REVENUE STATISTICS FOR RCTC

Total traffic volume on the 91 EL for March 2023 was 1,448,513. This represents a daily average of 46,726 vehicles. This is a one percent increase in total traffic volume from the same period last year which totaled 1,434,558. Potential toll revenue for March was \$6,102,946 which represents an increase of 9.5 percent from the prior year's total of \$5,574,910. Carpool percentage for March was 22.3 percent as compared to the previous year's rate of 21.2 percent.

MTD traffic and revenue data is summarized in the table below. The following trip and revenue statistics tables represent all trips taken on the RCTC 91 EL and associated potential revenue for the month of March 2023.

#### Current MTD as of March 31, 2023

Trips	MAR-23 MTD Actual	Stantec MTD Projected	# Variance	% Variance	MAR-22 MTD Actual	Yr-to-Yr % Variance
Full Toll Lanes	1,126,110	958,000	168,110	17.5%	1,130,326	(0.4%)
3+ Lanes	322,403	353,714	(31,311)	(8.9%)	304,232	6.0%
Total Gross Trips	1,448,513	1,311,714	136,799	10.4%	1,434,558	1.0%
<b>Revenue</b>						
Full Toll Lanes	\$6,049,623	\$4,594,429	\$1,455,195	31.7%	\$5,529,578	9.4%
3+ Lanes	\$53,322	\$0	\$53,322		\$45,331	17.6%
Total Gross Revenue	\$6,102,946	\$4,594,429	\$1,508,517	32.8%	\$5,574,910	9.5%
<b>Average Revenue per Trip</b>						
Average Full Toll Lanes	\$5.37	\$4.80	\$0.57	11.9%	\$4.89	9.8%
Average 3+ Lanes	\$0.17	\$0.00	\$0.17		\$0.15	13.3%
Average Gross Revenue	\$4.21	\$3.50	\$0.71	20.3%	\$3.89	8.2%

The 2023 fiscal YTD traffic volume decreased by 3.1 percent, and potential toll revenue increased by 4.5 percent when compared with the same period the prior year. YTD average revenue per trip is \$4.04.

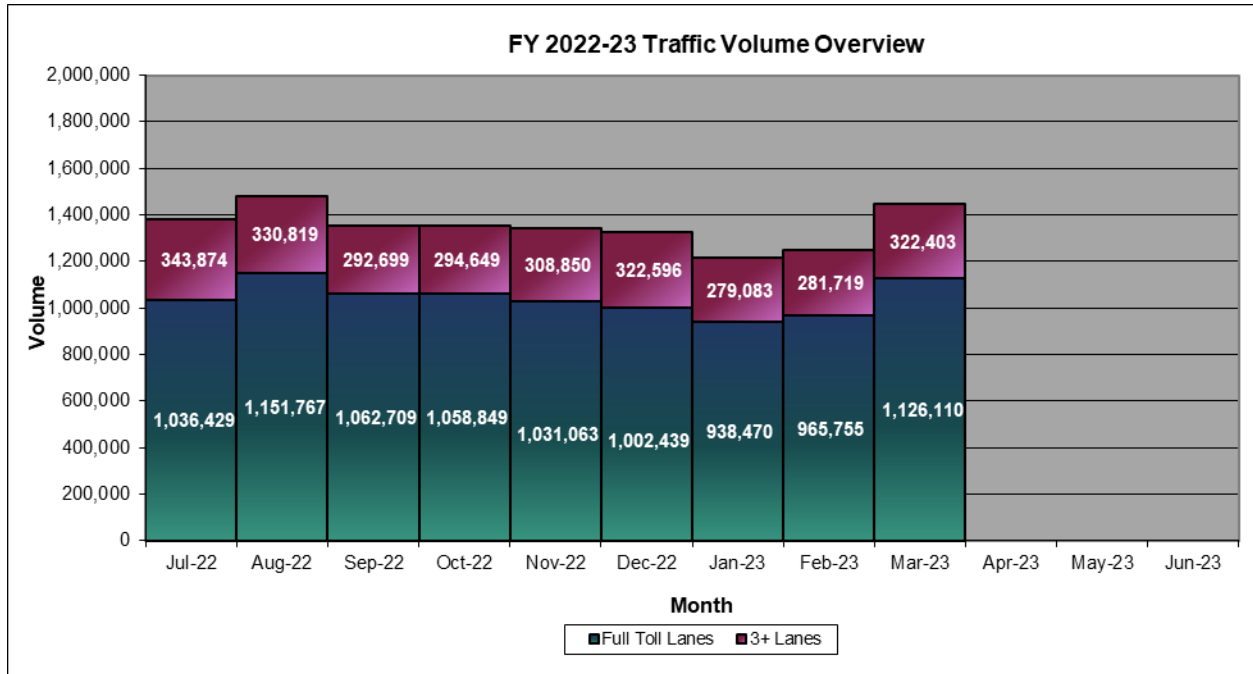
Fiscal YTD traffic and revenue data are summarized in the table below. The following trip and revenue statistics tables represent all trips taken on the RCTC 91 EL and associated potential revenue for the months of July 2022 through March 2023.

**FY 2022-23 YTD as of March 31, 2023**

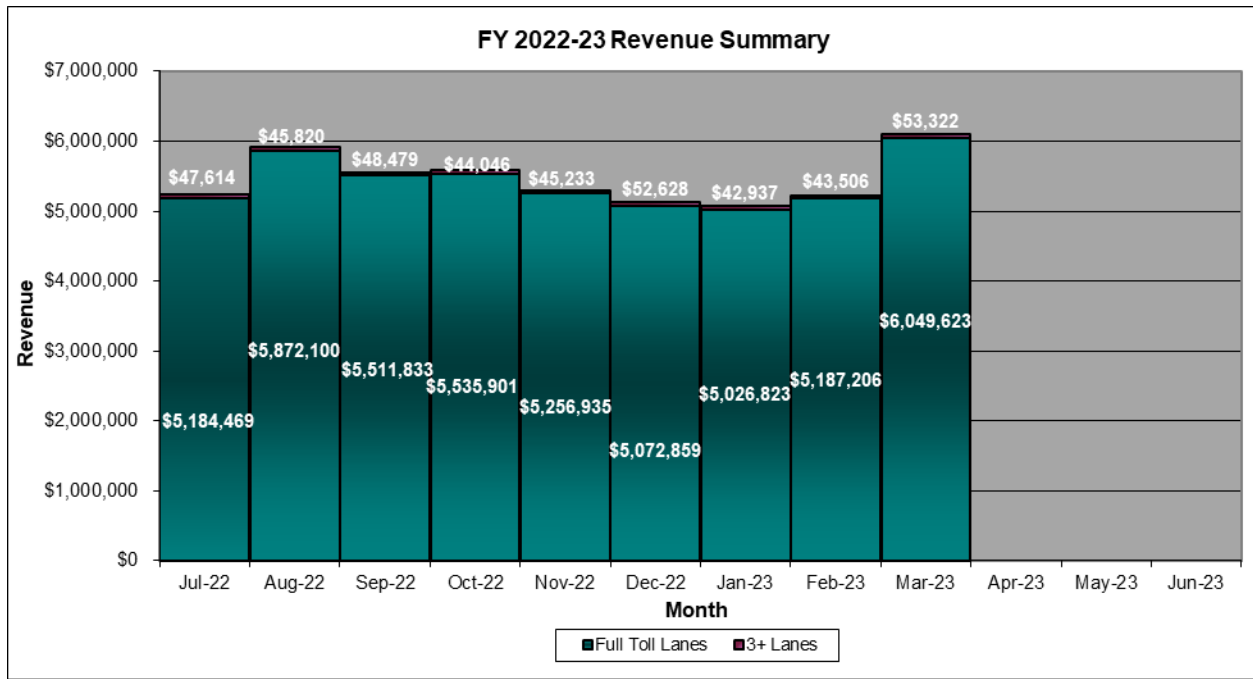
<b>Trips</b>	<b>FY 2022-23 YTD Actual (7/2022-3/2023)</b>	<b>Stantec YTD Projected</b>	<b># Variance</b>	<b>% Variance</b>	<b>FY 2021-22 YTD Actual (7/2021-3/2022)</b>	<b>Yr-to-Yr % Variance</b>
Full Toll Lanes	9,373,591	8,162,600	1,210,991	14.8%	9,845,857	(4.8%)
3+ Lanes	2,776,692	2,969,286	(192,594)	(6.5%)	2,689,818	3.2%
Total Gross Trips	12,150,283	11,131,886	1,018,397	9.1%	12,535,675	(3.1%)
<b>Revenue</b>						
Full Toll Lanes	\$48,697,748	\$38,997,514	\$9,700,234	24.9%	\$46,624,847	4.4%
3+ Lanes	\$423,587	\$0	\$423,587		\$368,297	15.0%
Total Gross Revenue	\$49,121,335	\$38,997,514	\$10,123,821	26.0%	\$46,993,144	4.5%
<b>Average Revenue per Trip</b>						
Average Full Toll Lanes	\$5.20	\$4.78	\$0.42	8.8%	\$4.74	9.7%
Average 3+ Lanes	\$0.15	\$0.00	\$0.15		\$0.14	7.1%
Average Gross Revenue	\$4.04	\$3.50	\$0.54	15.4%	\$3.75	7.7%

## RCTC Traffic and Revenue Summary

The chart below reflects the total trips broken down between full toll lanes and HOV3+ lanes for FY 2022-23 on a monthly basis.



The chart below reflects the gross potential revenue breakdown between full toll lanes and HOV3+ lanes for FY 2022-23 on a monthly basis.



## RCTC PEAK-HOUR VOLUMES

In March no toll rates were adjusted. RCTC evaluates traffic volumes for peak-period hours and adjusts rates according to the toll rate policy.

## RCTC EASTBOUND PEAK-HOUR VOLUMES

### Eastbound PM Peak - County Line to McKinley

PM Time	Monday 02/27/23					Tuesday 02/28/23					Wednesday 03/01/23					Thursday 03/02/23					Friday 03/03/23				
	Price	HOV	SOV	Vol.	LOS	Price	HOV	SOV	Vol.	LOS	Price	HOV	SOV	Vol.	LOS	Price	HOV	SOV	Vol.	LOS	Price	HOV	SOV	Vol.	LOS
1400 - 1500											\$10.65	224	1066	1,290	E	\$13.85	210	1,044	1,254	E	\$27.90	281	1,046	1,327	F
1500 - 1600											\$13.40	209	751	960	C	\$17.30	262	946	1,208	E	\$27.60	267	962	1,229	E
1600 - 1700											\$5.65	204	929	1,133	D	\$8.05	211	1,064	1,275	E	\$16.25	225	855	1,080	D
1700 - 1800											\$5.65	217	891	1,108	D	\$5.65	219	944	1,163	D	\$7.35	206	592	798	B
1800 - 1900											\$5.65	212	654	866	C	\$5.65	226	870	1,096	D	\$5.65	218	639	857	C
1900 - 2000											\$4.45	184	496	680	B	\$5.65	272	900	1,172	D	\$4.45	327	870	1,197	D

PM Time	Monday 03/06/23					Tuesday 03/07/23					Wednesday 03/08/23					Thursday 03/09/23					Friday 03/10/23				
	Price	HOV	SOV	Vol.	LOS	Price	HOV	SOV	Vol.	LOS	Price	HOV	SOV	Vol.	LOS	Price	HOV	SOV	Vol.	LOS	Price	HOV	SOV	Vol.	LOS
1400 - 1500	\$7.35	205	952	1,157	D	\$7.35	197	1,037	1,234	E	\$10.65	229	1,005	1,234	E	\$13.85	227	1,173	1,400	F	\$27.90	231	906	1,137	D
1500 - 1600	\$8.05	240	983	1,223	E	\$10.20	231	902	1,133	D	\$13.40	264	954	1,218	E	\$17.30	272	942	1,214	E	\$27.60	308	813	1,121	D
1600 - 1700	\$5.65	220	994	1,214	E	\$5.65	203	1,061	1,264	E	\$5.65	219	978	1,197	D	\$8.05	215	1,116	1,331	F	\$16.25	263	841	1,104	D
1700 - 1800	\$5.65	204	943	1,147	D	\$5.65	172	730	902	C	\$5.65	101	566	667	B	\$5.65	246	1,041	1,287	E	\$7.35	271	838	1,109	D
1800 - 1900	\$5.65	274	834	1,108	D	\$5.65	246	876	1,122	D	\$5.65	335	1,064	1,399	F	\$5.65	291	950	1,241	E	\$5.65	288	906	1,194	D
1900 - 2000	\$2.40	199	481	680	B	\$4.45	316	823	1,139	D	\$4.45	284	807	1,091	D	\$5.65	308	928	1,236	E	\$4.45	249	685	934	C

PM Time	Monday 03/13/23					Tuesday 03/14/23					Wednesday 03/15/23					Thursday 03/16/23					Friday 03/17/23				
	Price	HOV	SOV	Vol.	LOS	Price	HOV	SOV	Vol.	LOS	Price	HOV	SOV	Vol.	LOS	Price	HOV	SOV	Vol.	LOS	Price	HOV	SOV	Vol.	LOS
1400 - 1500	\$7.35	202	1,056	1,258	E	\$7.35	206	929	1,135	D	\$10.65	173	914	1,087	D	\$13.85	246	1,091	1,337	F	\$27.90	265	1,042	1,307	F
1500 - 1600	\$8.05	253	968	1,221	E	\$10.20	228	818	1,046	D	\$13.40	184	840	1,024	D	\$17.30	267	1,027	1,294	E	\$27.60	321	1,015	1,336	F
1600 - 1700	\$5.65	195	1,021	1,216	E	\$5.65	216	864	1,080	D	\$5.65	217	899	1,116	D	\$8.05	287	1,096	1,383	F	\$16.25	304	1,012	1,316	F
1700 - 1800	\$5.65	220	940	1,160	D	\$5.65	225	851	1,076	D	\$5.65	211	807	1,018	D	\$5.65	247	1,037	1,284	E	\$7.35	268	1,039	1,307	F
1800 - 1900	\$5.65	278	924	1,202	E	\$5.65	243	839	1,082	D	\$5.65	198	695	893	C	\$5.65	287	984	1,271	E	\$5.65	290	982	1,272	E
1900 - 2000	\$2.40	174	529	703	B	\$4.45	249	684	933	C	\$4.45	154	370	524	B	\$5.65	262	753	1,015	D	\$4.45	247	683	930	C

PM Time	Monday 03/20/23					Tuesday 03/21/23					Wednesday 03/22/23					Thursday 03/23/23					Friday 03/24/23				
	Price	HOV	SOV	Vol.	LOS	Price	HOV	SOV	Vol.	LOS	Price	HOV	SOV	Vol.	LOS	Price	HOV	SOV	Vol.	LOS	Price	HOV	SOV	Vol.	LOS
1400 - 1500	\$7.35	194	790	984	C	\$7.35	190	714	904	C	\$10.65	220	880	1,100	D	\$13.85	248	1,077	1,325	F	\$27.90	359	1,186	1,545	F
1500 - 1600	\$8.05	282	987	1,269	E	\$10.20	233	705	938	C	\$13.40	253	878	1,131	D	\$17.30	289	975	1,264	E	\$27.60	347	1,120	1,467	F
1600 - 1700	\$5.65	231	1,003	1,234	E	\$5.65	203	788	991	C	\$5.65	215	957	1,172	D	\$8.05	279	1,053	1,332	F	\$16.25	398	959	1,357	F
1700 - 1800	\$5.65	254	847	1,101	D	\$5.65	184	697	881	C	\$5.65	232	843	1,075	D	\$5.65	231	1,052	1,283	E	\$7.35	359	1,032	1,391	F
1800 - 1900	\$5.65	214	548	762	B	\$5.65	254	732	986	C	\$5.65	263	832	1,095	D	\$5.65	322	965	1,287	E	\$5.65	378	1,009	1,387	F
1900 - 2000	\$2.40	179	372	551	B	\$4.45	158	452	610	B	\$4.45	184	491	675	B	\$5.65	336	898	1,234	E	\$4.45	139	503	642	B

PM Time	Monday 03/27/23					Tuesday 03/28/23					Wednesday 03/29/23					Thursday 03/30/23					Friday 03/31/23				
	Price	HOV	SOV	Vol.	LOS	Price	HOV	SOV	Vol.	LOS	Price	HOV	SOV	Vol.	LOS	Price	HOV	SOV	Vol.	LOS	Price	HOV	SOV	Vol.	LOS
1400 - 1500	\$7.35	207	891	1,098	D	\$7.35	254	1,008	1,262	E	\$10.65	196	769	965	C	\$13.85	253	1,103	1,356	F	\$27.90	286	1,102	1,388	F
1500 - 1600	\$8.05	243	977	1,220	E	\$10.20	173	594	767	B	\$13.40	229	906	1,135	D	\$17.30	280	890	1,170	D	\$27.60	334	1,093	1,427	F
1600 - 1700	\$5.65	239	997	1,236	E	\$5.65	284	1,204	1,488	F	\$5.65	201	875	1,076	D	\$8.05	237	989	1,226	E	\$16.25	271	1,067	1,338	F
1700 - 1800	\$5.65	245	985	1,230	E	\$5.65	239	1,000	1,239	E	\$5.65	214	831	1,045	D	\$5.65	212	871	1,083	D	\$7.35	300	1,015	1,315	F
1800 - 1900	\$5.65	265	803	1,068	D	\$5.65	234	834	1,068	D	\$5.65	191	599	790	B	\$5.65	257	847	1,104	D	\$5.65	347	1,014	1,361	F
1900 - 2000	\$2.40	209	510	719	B	\$4.45	252	754	1,006	D	\$4.45	175	416	591	B	\$5.65	199	471	670	B	\$4.45	309	700	1,009	D

**Eastbound PM Peak - County Line to 15 SB Ontario**

PM Time	Monday 02/27/23					Tuesday 02/28/23					Wednesday 03/01/23					Thursday 03/02/23					Friday 03/03/23				
	Price	HOV	SOV	Vol.	LOS	Price	HOV	SOV	Vol.	LOS	Price	HOV	SOV	Vol.	LOS	Price	HOV	SOV	Vol.	LOS	Price	HOV	SOV	Vol.	LOS
1400 - 1500											\$5.65	128	777	905	C	\$5.65	118	827	945	C	\$5.65	103	700	803	C
1500 - 1600											\$5.65	117	600	717	B	\$5.65	130	716	846	C	\$5.65	112	618	730	B
1600 - 1700											\$5.65	114	653	767	B	\$5.65	115	671	786	B	\$3.15	132	513	645	B
1700 - 1800											\$3.15	135	660	795	B	\$3.15	118	600	718	B	\$3.15	107	419	526	B
1800 - 1900											\$3.15	140	478	618	B	\$3.15	156	567	723	B	\$3.15	115	395	510	B
1900 - 2000											\$3.15	125	395	520	B	\$3.15	164	617	781	B	\$3.15	165	539	704	B

PM Time	Monday 03/06/23					Tuesday 03/07/23					Wednesday 03/08/23					Thursday 03/09/23					Friday 03/10/23				
	Price	HOV	SOV	Vol.	LOS	Price	HOV	SOV	Vol.	LOS	Price	HOV	SOV	Vol.	LOS	Price	HOV	SOV	Vol.	LOS	Price	HOV	SOV	Vol.	LOS
1400 - 1500	\$5.65	116	730	846	C	\$5.65	124	753	877	C	\$5.65	114	723	837	C	\$5.65	127	772	899	C	\$5.65	124	588	712	B
1500 - 1600	\$5.65	162	685	847	C	\$5.65	142	623	765	B	\$5.65	150	681	831	C	\$5.65	131	635	766	B	\$5.65	145	518	663	B
1600 - 1700	\$3.15	115	608	723	B	\$5.65	97	653	750	B	\$5.65	121	619	740	B	\$5.65	126	601	727	B	\$3.15	128	492	620	B
1700 - 1800	\$3.15	132	608	740	B	\$3.15	94	445	539	B	\$3.15	64	332	396	A	\$3.15	127	623	750	B	\$3.15	148	466	614	B
1800 - 1900	\$3.15	165	547	712	B	\$3.15	157	651	808	C	\$3.15	189	789	978	C	\$3.15	154	570	724	B	\$3.15	164	558	722	B
1900 - 2000	\$3.15	110	352	462	B	\$3.15	195	702	897	C	\$3.15	207	671	878	C	\$3.15	191	694	885	C	\$3.15	162	442	604	B

PM Time	Monday 03/13/23					Tuesday 03/14/23					Wednesday 03/15/23					Thursday 03/16/23					Friday 03/17/23				
	Price	HOV	SOV	Vol.	LOS	Price	HOV	SOV	Vol.	LOS	Price	HOV	SOV	Vol.	LOS	Price	HOV	SOV	Vol.	LOS	Price	HOV	SOV	Vol.	LOS
1400 - 1500	\$5.65	111	686	797	B	\$5.65	140	710	850	C	\$5.65	99	669	768	B	\$5.65	115	681	796	B	\$5.65	119	682	801	C
1500 - 1600	\$5.65	121	692	813	C	\$5.65	132	638	770	B	\$5.65	92	685	777	B	\$5.65	139	638	777	B	\$5.65	121	657	778	B
1600 - 1700	\$3.15	126	570	696	B	\$5.65	125	581	706	B	\$5.65	113	635	748	B	\$5.65	134	630	764	B	\$3.15	126	636	762	B
1700 - 1800	\$3.15	123	596	719	B	\$3.15	127	532	659	B	\$3.15	118	626	744	B	\$3.15	143	583	726	B	\$3.15	116	586	702	B
1800 - 1900	\$3.15	146	573	719	B	\$3.15	155	536	691	B	\$3.15	128	535	663	B	\$3.15	130	574	704	B	\$3.15	152	610	762	B
1900 - 2000	\$3.15	126	396	522	B	\$3.15	158	505	663	B	\$3.15	116	324	440	B	\$3.15	180	650	830	C	\$3.15	161	493	654	B

PM Time	Monday 03/20/23					Tuesday 03/21/23					Wednesday 03/22/23					Thursday 03/23/23					Friday 03/24/23				
	Price	HOV	SOV	Vol.	LOS	Price	HOV	SOV	Vol.	LOS	Price	HOV	SOV	Vol.	LOS	Price	HOV	SOV	Vol.	LOS	Price	HOV	SOV	Vol.	LOS
1400 - 1500	\$5.65	112	625	737	B	\$5.65	90	577	667	B	\$5.65	109	650	759	B	\$5.65	124	769	893	C	\$5.65	138	711	849	C
1500 - 1600	\$5.65	135	732	867	C	\$5.65	126	566	692	B	\$5.65	131	714	845	C	\$5.65	123	704	827	C	\$5.65	145	710	855	C
1600 - 1700	\$3.15	138	656	794	B	\$5.65	114	558	672	B	\$5.65	137	620	757	B	\$5.65	145	608	753	B	\$3.15	153	577	730	B
1700 - 1800	\$3.15	147	625	772	B	\$3.15	127	507	634	B	\$3.15	138	586	724	B	\$3.15	107	604	711	B	\$3.15	147	610	757	B
1800 - 1900	\$3.15	123	374	497	B	\$3.15	155	532	687	B	\$3.15	141	633	774	B	\$3.15	149	615	764	B	\$3.15	183	557	740	B
1900 - 2000	\$3.15	103	332	435	B	\$3.15	78	329	407	B	\$3.15	100	379	479	B	\$3.15	181	602	783	B	\$3.15	62	276	338	A

PM Time	Monday 03/27/23					Tuesday 03/28/23					Wednesday 03/29/23					Thursday 03/30/23					Friday 03/31/23				
	Price	HOV	SOV	Vol.	LOS	Price	HOV	SOV	Vol.	LOS	Price	HOV	SOV	Vol.	LOS	Price	HOV	SOV	Vol.	LOS	Price	HOV	SOV	Vol.	LOS
1400 - 1500	\$5.65	140	709	849	C	\$5.65	119	718	837	C	\$5.65	118	618	736	B	\$5.65	143	747	890	C	\$5.65	154	654	808	C
1500 - 1600	\$5.65	139	684	823	C	\$5.65	92	419	511	B	\$5.65	133	716	849	C	\$5.65	140	676	816	C	\$5.65	140	685	825	C
1600 - 1700	\$3.15	135	588	723	B	\$5.65	157	779	936	C	\$5.65	109	623	732	B	\$5.65	139	589	728	B	\$3.15	131	620	751	B
1700 - 1800	\$3.15	112	609	721	B	\$3.15	131	579	710	B	\$3.15	121	597	718	B	\$3.15	108	552	660	B	\$3.15	157	602	759	B
1800 - 1900	\$3.15	147	589	736	B	\$3.15	137	560	697	B	\$3.15	125	496	621	B	\$3.15	153	558	711	B	\$3.15	167	579	746	B
1900 - 2000	\$3.15	120	380	500	B	\$3.15	139	636	775	B	\$3.15	120	359	479	B	\$3.15	122	387	509	B	\$3.15	164	443	607	B



# RCTC WESTBOUND PEAK-HOUR VOLUMES

## Westbound AM Peak - McKinley to County Line

AM Time	Monday 02/27/23					Tuesday 02/28/23					Wednesday 03/01/23					Thursday 03/02/23					Friday 03/03/23				
	Price	HOV	SOV	Vol.	LOS	Price	HOV	SOV	Vol.	LOS	Price	HOV	SOV	Vol.	LOS	Price	HOV	SOV	Vol.	LOS	Price	HOV	SOV	Vol.	LOS
0400 - 0500											\$2.40	177	351	528	B	\$2.40	220	378	598	B	\$2.40	198	328	526	B
0500 - 0600											\$11.65	412	840	1,252	E	\$9.85	404	932	1,336	E	\$5.65	304	786	1,090	D
0600 - 0700											\$19.05	390	1,171	1,561	F	\$18.00	418	1,208	1,626	F	\$10.90	377	1,147	1,524	F
0700 - 0800											\$16.35	350	1,129	1,479	F	\$15.30	371	1,233	1,604	F	\$8.35	346	975	1,321	E
0800 - 0900											\$10.10	188	954	1,142	D	\$9.05	189	1,023	1,212	E	\$5.65	140	813	953	C
0900 - 1000											\$5.65	129	804	933	C	\$5.65	191	1,134	1,325	E	\$4.45	197	847	1,044	D

AM Time	Monday 03/06/23					Tuesday 03/07/23					Wednesday 03/08/23					Thursday 03/09/23					Friday 03/10/23				
	Price	HOV	SOV	Vol.	LOS	Price	HOV	SOV	Vol.	LOS	Price	HOV	SOV	Vol.	LOS	Price	HOV	SOV	Vol.	LOS	Price	HOV	SOV	Vol.	LOS
0400 - 0500	\$2.40	196	382	578	B	\$2.40	210	385	595	B	\$2.40	215	371	586	B	\$2.40	230	428	658	B	\$2.40	175	320	495	B
0500 - 0600	\$11.65	374	934	1,308	E	\$11.65	431	1,000	1,431	F	\$11.65	436	1,004	1,440	F	\$9.85	439	1,031	1,470	F	\$5.65	317	716	1,033	D
0600 - 0700	\$19.45	408	1,219	1,627	F	\$19.05	439	1,264	1,703	F	\$19.05	420	1,257	1,677	F	\$18.00	422	1,290	1,712	F	\$10.90	304	842	1,146	D
0700 - 0800	\$15.60	303	835	1,138	D	\$16.35	414	1,278	1,692	F	\$16.35	422	1,339	1,761	F	\$15.30	389	1,255	1,644	F	\$8.35	307	888	1,195	D
0800 - 0900	\$8.35	270	1,328	1,598	F	\$10.10	232	1,378	1,610	F	\$10.10	198	1,295	1,493	F	\$9.05	214	1,181	1,395	F	\$5.65	196	861	1,057	D
0900 - 1000	\$5.65	230	1,368	1,598	F	\$5.65	164	1,176	1,340	E	\$5.65	178	1,065	1,243	E	\$5.65	173	1,133	1,306	E	\$4.45	157	813	970	C

AM Time	Monday 03/13/23					Tuesday 03/14/23					Wednesday 03/15/23					Thursday 03/16/23					Friday 03/17/23				
	Price	HOV	SOV	Vol.	LOS	Price	HOV	SOV	Vol.	LOS	Price	HOV	SOV	Vol.	LOS	Price	HOV	SOV	Vol.	LOS	Price	HOV	SOV	Vol.	LOS
0400 - 0500	\$2.40	207	407	614	B	\$2.40	190	346	536	B	\$2.40	183	348	531	B	\$2.40	232	400	632	B	\$2.40	182	304	486	B
0500 - 0600	\$11.65	413	1,035	1,448	E	\$11.65	418	843	1,261	E	\$11.65	345	715	1,060	D	\$9.85	448	1,018	1,466	F	\$5.65	368	867	1,235	E
0600 - 0700	\$19.45	434	1,107	1,541	F	\$19.05	382	1,018	1,400	F	\$19.05	371	1,032	1,403	F	\$18.00	431	1,201	1,632	F	\$10.90	391	983	1,374	F
0700 - 0800	\$15.60	385	1,265	1,650	F	\$16.35	317	1,080	1,397	F	\$16.35	373	1,092	1,465	F	\$15.30	394	1,303	1,697	F	\$8.35	360	973	1,333	E
0800 - 0900	\$8.35	199	1,163	1,362	F	\$10.10	171	802	973	C	\$10.10	196	1,146	1,342	E	\$9.05	255	1,367	1,622	F	\$5.65	151	867	1,018	D
0900 - 1000	\$5.65	149	841	990	C	\$5.65	126	830	956	C	\$5.65	166	949	1,115	D	\$5.65	197	1,171	1,368	F	\$4.45	172	835	1,007	D

AM Time	Monday 03/20/23					Tuesday 03/21/23					Wednesday 03/22/23					Thursday 03/23/23					Friday 03/24/23				
	Price	HOV	SOV	Vol.	LOS	Price	HOV	SOV	Vol.	LOS	Price	HOV	SOV	Vol.	LOS	Price	HOV	SOV	Vol.	LOS	Price	HOV	SOV	Vol.	LOS
0400 - 0500	\$2.40	220	376	596	B	\$2.40	205	439	644	B	\$2.40	208	375	583	B	\$2.40	230	382	612	B	\$2.40	178	325	503	B
0500 - 0600	\$11.65	425	1,020	1,445	F	\$11.65	385	908	1,293	E	\$11.65	383	834	1,217	E	\$9.85	404	1,027	1,431	F	\$5.65	358	799	1,157	D
0600 - 0700	\$19.45	434	1,077	1,511	F	\$19.05	367	939	1,306	E	\$19.05	380	980	1,360	F	\$18.00	426	1,192	1,618	F	\$10.90	358	974	1,332	E
0700 - 0800	\$15.60	451	1,152	1,603	F	\$16.35	376	983	1,359	F	\$16.35	343	1,082	1,425	F	\$15.30	402	1,204	1,606	F	\$8.35	308	953	1,261	E
0800 - 0900	\$8.35	227	1,218	1,445	F	\$10.10	273	1,250	1,523	F	\$10.10	204	1,020	1,224	E	\$9.05	311	1,358	1,669	F	\$5.65	201	904	1,105	D
0900 - 1000	\$5.65	214	912	1,126	D	\$5.65	264	1,251	1,515	F	\$5.65	174	782	956	C	\$5.65	245	1,218	1,463	F	\$4.45	232	785	1,017	D

AM Time	Monday 03/27/23					Tuesday 03/28/23					Wednesday 03/29/23					Thursday 03/30/23					Friday 03/31/23				
	Price	HOV	SOV	Vol.	LOS	Price	HOV	SOV	Vol.	LOS	Price	HOV	SOV	Vol.	LOS	Price	HOV	SOV	Vol.	LOS	Price	HOV	SOV	Vol.	LOS
0400 - 0500	\$2.40	204	402	606	B	\$2.40	225	411	636	B	\$2.40	199	376	575	B	\$2.40	216	396	612	B	\$2.40	178	342	520	B
0500 - 0600	\$11.65	389	988	1,377	F	\$11.65	434	1,014	1,448	F	\$11.65	381	843	1,224	E	\$9.85	406	842	1,248	E	\$5.65	333	789	1,122	D
0600 - 0700	\$19.45	439	1,211	1,650	F	\$19.05	422	1,238	1,660	F	\$19.05	358	957	1,315	E	\$18.00	378	1,014	1,392	F	\$10.90	328	989	1,317	E
0700 - 0800	\$15.60	378	1,154	1,532	F	\$16.35	408	1,324	1,732	F	\$16.35	336	902	1,238	E	\$15.30	369	1,110	1,479	F	\$8.35	312	938	1,250	E
0800 - 0900	\$8.35	228	955	1,183	D	\$10.10	257	1,229	1,486	F	\$10.10	236	1,042	1,278	E	\$9.05	241	1,038	1,279	E	\$5.65	197	815	1,012	D
0900 - 1000	\$5.65	188	835	1,023	D	\$5.65	225	1,138	1,363	F	\$5.65	202	1,014	1,216	E	\$5.65	192	952	1,144	D	\$4.45	211	736	947	C



**Westbound AM Peak - I-15 North to County Line**

AM Time	Monday 02/27/23					Tuesday 02/28/23					Wednesday 03/01/23					Thursday 03/02/23					Friday 03/03/23				
	Price	HOV	SOV	Vol.	LOS	Price	HOV	SOV	Vol.	LOS	Price	HOV	SOV	Vol.	LOS	Price	HOV	SOV	Vol.	LOS	Price	HOV	SOV	Vol.	LOS
0400 - 0500											\$3.15	176	434	610	B	\$3.15	183	430	613	B	\$3.15	141	363	504	B
0500 - 0600											\$9.40	268	837	1,105	D	\$9.40	265	920	1,185	D	\$7.30	233	837	1,070	D
0600 - 0700											\$10.85	267	1,064	1,331	E	\$10.85	275	1,224	1,499	F	\$7.30	234	961	1,195	D
0700 - 0800											\$10.50	206	1,117	1,323	E	\$9.40	245	1,264	1,509	F	\$7.30	183	883	1,066	D
0800 - 0900											\$7.30	104	971	1,075	D	\$7.30	134	1,167	1,301	E	\$5.65	121	853	974	C
0900 - 1000											\$5.65	90	766	856	C	\$5.65	125	1,115	1,240	E	\$5.65	126	753	879	C

AM Time	Monday 03/06/23					Tuesday 03/07/23					Wednesday 03/08/23					Thursday 03/09/23					Friday 03/10/23				
	Price	HOV	SOV	Vol.	LOS	Price	HOV	SOV	Vol.	LOS	Price	HOV	SOV	Vol.	LOS	Price	HOV	SOV	Vol.	LOS	Price	HOV	SOV	Vol.	LOS
0400 - 0500	\$3.15	175	467	642	B	\$3.15	189	443	632	B	\$3.15	187	457	644	B	\$3.15	160	440	600	B	\$3.15	142	406	548	B
0500 - 0600	\$9.40	263	921	1,184	D	\$9.40	290	970	1,260	E	\$9.40	270	1,003	1,273	E	\$9.40	269	1,007	1,276	E	\$7.30	195	695	890	C
0600 - 0700	\$10.50	281	1,173	1,454	F	\$10.85	304	1,237	1,541	F	\$10.85	301	1,201	1,502	F	\$10.85	286	1,151	1,437	F	\$7.30	217	864	1,081	D
0700 - 0800	\$9.40	211	1,152	1,363	E	\$9.40	248	1,192	1,440	F	\$10.50	248	1,210	1,458	F	\$9.40	235	1,121	1,356	E	\$7.30	151	840	991	C
0800 - 0900	\$7.30	161	1,116	1,277	E	\$7.30	181	1,100	1,281	E	\$7.30	136	1,118	1,254	E	\$7.30	145	1,104	1,249	E	\$5.65	145	800	945	C
0900 - 1000	\$5.65	134	937	1,071	D	\$5.65	101	996	1,097	D	\$5.65	136	911	1,047	D	\$5.65	151	1,023	1,174	D	\$5.65	131	712	843	C

AM Time	Monday 03/13/23					Tuesday 03/14/23					Wednesday 03/15/23					Thursday 03/16/23					Friday 03/17/23				
	Price	HOV	SOV	Vol.	LOS	Price	HOV	SOV	Vol.	LOS	Price	HOV	SOV	Vol.	LOS	Price	HOV	SOV	Vol.	LOS	Price	HOV	SOV	Vol.	LOS
0400 - 0500	\$3.15	168	437	605	B	\$3.15	182	417	599	B	\$3.15	188	364	552	B	\$3.15	173	419	592	B	\$3.15	132	376	508	B
0500 - 0600	\$9.40	260	898	1,158	D	\$9.40	263	915	1,178	D	\$9.40	260	830	1,090	D	\$9.40	278	930	1,208	E	\$7.30	215	785	1,000	C
0600 - 0700	\$10.50	303	1,019	1,322	E	\$10.85	311	1,062	1,373	E	\$10.85	269	1,004	1,273	E	\$10.85	304	1,117	1,421	F	\$7.30	252	900	1,152	D
0700 - 0800	\$9.40	197	1,018	1,215	E	\$9.40	206	1,055	1,261	E	\$10.50	227	1,054	1,281	E	\$9.40	235	1,187	1,422	F	\$7.30	171	893	1,064	D
0800 - 0900	\$7.30	118	1,022	1,140	D	\$7.30	146	1,108	1,254	E	\$7.30	153	1,036	1,189	D	\$7.30	153	1,124	1,277	E	\$5.65	114	840	954	C
0900 - 1000	\$5.65	113	740	853	C	\$5.65	97	770	867	C	\$5.65	128	869	997	C	\$5.65	119	924	1,043	D	\$5.65	130	703	833	C

AM Time	Monday 03/20/23					Tuesday 03/21/23					Wednesday 03/22/23					Thursday 03/23/23					Friday 03/24/23				
	Price	HOV	SOV	Vol.	LOS	Price	HOV	SOV	Vol.	LOS	Price	HOV	SOV	Vol.	LOS	Price	HOV	SOV	Vol.	LOS	Price	HOV	SOV	Vol.	LOS
0400 - 0500	\$3.15	175	440	615	B	\$3.15	177	424	601	B	\$3.15	190	437	627	B	\$3.15	190	419	609	B	\$3.15	138	356	494	B
0500 - 0600	\$9.40	274	922	1,196	D	\$9.40	276	919	1,195	D	\$9.40	250	853	1,103	D	\$9.40	298	966	1,264	E	\$7.30	218	809	1,027	D
0600 - 0700	\$10.50	288	1,083	1,371	E	\$10.85	263	903	1,166	D	\$10.85	228	1,063	1,291	E	\$10.85	294	1,148	1,442	F	\$7.30	238	903	1,141	D
0700 - 0800	\$9.40	229	1,054	1,283	E	\$9.40	205	788	993	C	\$10.50	222	985	1,207	E	\$9.40	241	1,202	1,443	F	\$7.30	158	888	1,046	D
0800 - 0900	\$7.30	118	1,044	1,162	D	\$7.30	150	1,016	1,166	D	\$7.30	149	1,013	1,162	D	\$7.30	173	1,232	1,405	F	\$5.65	108	839	947	C
0900 - 1000	\$5.65	97	734	831	C	\$5.65	113	855	968	C	\$5.65	97	802	899	C	\$5.65	141	924	1,065	D	\$5.65	138	765	903	C

AM Time	Monday 03/27/23					Tuesday 03/28/23					Wednesday 03/29/23					Thursday 03/30/23					Friday 03/31/23				
	Price	HOV	SOV	Vol.	LOS	Price	HOV	SOV	Vol.	LOS	Price	HOV	SOV	Vol.	LOS	Price	HOV	SOV	Vol.	LOS	Price	HOV	SOV	Vol.	LOS
0400 - 0500	\$3.15	174	436	610	B	\$3.15	188	447	635	B	\$3.15	189	431	620	B	\$3.15	185	445	630	B	\$3.15	132	353	485	B
0500 - 0600	\$9.40	251	959	1,210	E	\$9.40	285	1,014	1,299	E	\$9.40	268	875	1,143	D	\$9.40	262	808	1,070	D	\$7.30	209	746	955	C
0600 - 0700	\$10.50	287	1,078	1,365	E	\$10.85	294	1,242	1,536	F	\$10.85	274	992	1,266	E	\$10.85	302	1,117	1,419	F	\$7.30	256	886	1,142	D
0700 - 0800	\$9.40	203	1,033	1,236	E	\$9.40	217	1,122	1,339	E	\$10.50	201	953	1,154	D	\$9.40	225	1,007	1,232	E	\$7.30	164	789	953	C
0800 - 0900	\$7.30	144	967	1,111	D	\$7.30	141	1,100	1,241	E	\$7.30	177	942	1,119	D	\$7.30	149	991	1,140	D	\$5.65	134	801	935	C
0900 - 1000	\$5.65	138	878	1,016	D	\$5.65	158	966	1,124	D	\$5.65	130	811	941	C	\$5.65	127	838	965	C	\$5.65	135	712	847	C





---

## RCTC OPERATIONAL HIGHLIGHTS

### **On-Road Operations**

RCTC Freeway Service Patrol responded to 69 calls during the month of March. Of those calls, 58 were to assist disabled vehicles, five calls to remove debris, and six were in response to accidents that affected the 91 EL.

# FINANCIAL HIGHLIGHTS RCTC

## RCTC 91 Express Lanes Operating Statement

Description	YTD as of :		YTD Variance	
	Actual <sup>1</sup>	3/31/2023 Budget	Dollar \$	Percent (%)
<b>Operating revenues:</b>				
Toll Revenue	\$ 45,504,827.42	\$ 43,174,500.00	\$ 2,330,327.42	5.4
Fee Revenue	4,240,523.79	4,859,100.00	(618,576.21)	(12.7)
<b>Total operating revenues</b>	<b>49,745,351.21</b>	<b>48,033,600.00</b>	<b>1,711,751.21</b>	<b>3.6</b>
<b>Operating expenses:</b>				
Salaries and Benefits	558,553.94	604,125.00	45,571.06	7.5
Legal Services	28,795.80	94,950.00	66,154.20	69.7
Advisory Services	32,885.88	57,000.00	24,114.12	42.3
Audit and Accounting Fees	31,096.00	28,125.00	(2,971.00)	(10.6)
Service Fees	4,735.12	9,750.00	5,014.88	51.4
Other Professional Services	402,445.87	933,750.00	531,304.13	56.9
Lease Expense	193,240.41	250,275.00	57,034.59	22.8
Operations	1,849,430.51	3,489,000.00	1,639,569.49	47.0
Utilities	34,507.83	54,450.00	19,942.17	36.6
Supplies and Materials	4,911.08	7,950.00	3,038.92	38.2
Membership and Subscription Fees	29,076.29	21,225.00	(7,851.29)	(37.0)
Office Equipment & Furniture (Non-Capital)	-	60,000.00	60,000.00	100.0
Maintenance/Repairs	184,509.46	330,000.00	145,490.54	44.1
Training Seminars and Conferences	611.25	6,000.00	5,388.75	89.8
Transportation Expenses	469.97	2,175.00	1,705.03	78.4
Lodging	1,784.93	1,875.00	90.07	4.8
Meals	232.48	2,250.00	2,017.52	89.7
Other Staff Expenses	75.13	375.00	299.87	80.0
Advertising	-	112,500.00	112,500.00	100.0
Program Management	49,217.12	39,300.00	(9,917.12)	(25.2)
Program Operations	1,380,965.39	6,254,025.00	4,873,059.61	77.9
Litigation Settlement	-	-	-	N/A
Furniture & Equipment	4,160.23	56,250.00	52,089.77	92.6
Improvements	-	30,000.00	30,000.00	100.0
Bad Debt Expense	601.65	-	(601.65)	N/A
<b>Total operating expenses</b>	<b>4,792,306.34</b>	<b>12,445,350.00</b>	<b>7,653,043.66</b>	<b>61.5</b>
<b>Operating income (loss)</b>	<b>44,953,044.87</b>	<b>35,588,250.00</b>	<b>9,364,794.87</b>	<b>26.3</b>
<b>Nonoperating revenues (expenses):</b>				
Interest Revenue	2,292,105.60	84,150.00	2,207,955.60	(2,623.8)
Other Miscellaneous Revenue	42,543.79	-	42,543.79	N/A
Loss on Refunding	-	-	-	N/A
Principal Expense	-	-	-	N/A
Interest Expense	(18,451,244.48)	(16,650,750.00)	(1,800,494.48)	10.8
<b>Total nonoperating revenues (expenses)</b>	<b>(16,116,595.09)</b>	<b>(16,566,600.00)</b>	<b>450,004.91</b>	<b>2.7</b>
Transfers In	42.90	-	42.90	N/A
Transfers Out	(598,700.00)	(933,525.00)	334,825.00	(35.9)
<b>Net income (loss)</b>	<b>\$ 28,237,792.68</b>	<b>\$ 18,088,125.00</b>	<b>\$ 10,149,667.68</b>	<b>56.1</b>

<sup>1</sup> Unaudited

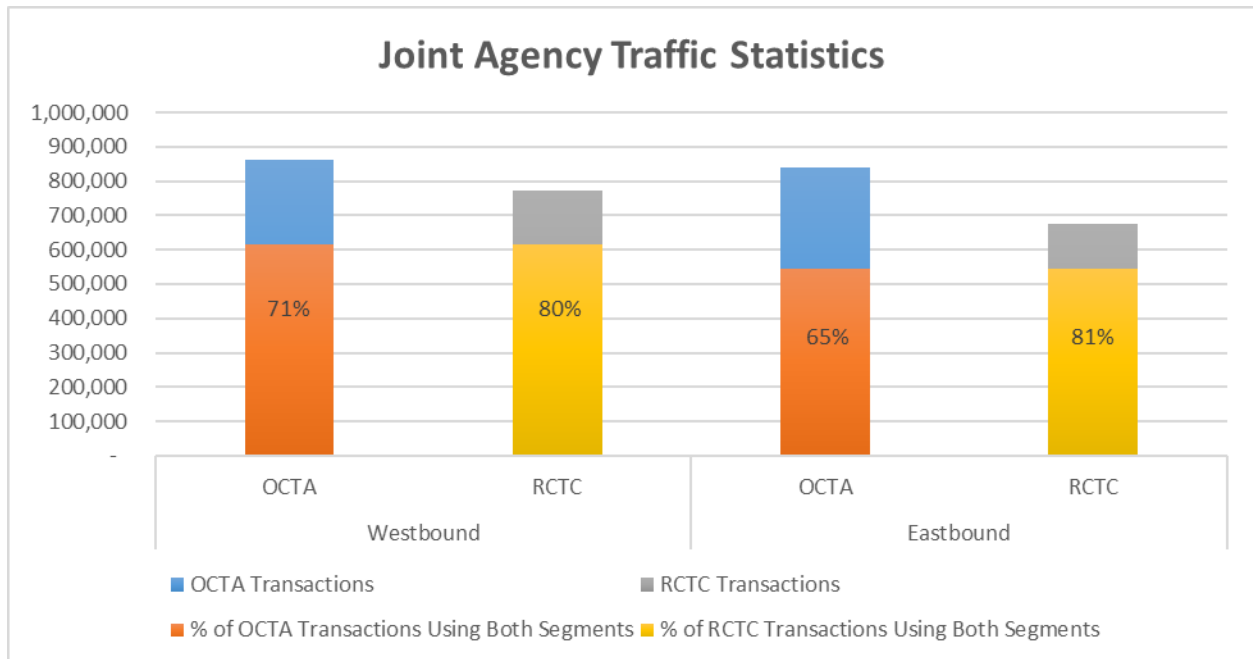
## JOINT AGENCY TRIP AND REVENUE STATISTICS

### MULTI AGENCY TRIP AND REVENUE STATISTICS

MONTH ENDING **March 31, 2023**

MTD	Transactions by Agency	Transactions Using Both Segments	% Using Both Segments	Revenue
<b>Westbound</b>				
OCTA	863,544	617,210	71%	\$2,489,503.00
RCTC	772,958	617,210	80%	\$3,475,372.80
<b>Eastbound</b>				
OCTA	839,717	546,134	65%	\$2,997,028.15
RCTC	675,555	546,134	81%	\$2,627,573.05

## JOINT AGENCY TRAFFIC STATISTICS



## JOINT AGENCY PERFORMANCE MEASURES

REPORTING REQUIREMENT	REPORTING PERIOD	PERFORMANCE STANDARD	MARCH 2023 PERFORMANCE
<b>Customer Service</b>			
Service Level /Speed of Answer	Monthly	80% answered within 60 seconds	86.66% answered within 60 seconds
Abandon Percentage	Monthly	4 % <	1%
Customer Satisfaction Score	Monthly	4.5 =>	4.92
First Contact Resolution	Monthly	85% of calls resolved on the first contact	95%
<b>Timeliness of Case Resolution</b>			
	Monthly	90% of cases resolved in one (1) business day	99%
	Monthly	98% of cases resolved within five (5) business days	100%
<b>Mail Performance</b>			
Processing Returned Mail	Monthly	Per business day in which 90% of returned mail is processed within three (3) business days	100%
	Monthly	Per Business Day in which 100% of returned mail is processed within five (5) Business Days	100%
Research and resolve unidentified Payments	Monthly	100% of all unidentified payments are completely and accurately resolved within five (5) business days	100%
Payment Processing	Monthly	Per business day in which 100% of payments are processed within two (2) business days	100%
<b>Accounting</b>			
Customer Refunds Processed	Monthly	Per Business Day in which 100% of all refunds are completely and accurately issued within five (5) Business Days	100%

## JOINT AGENCY TRANSPONDER DISTRIBUTION

6C TRANSPONDER DISTRIBUTION	March-23		February-23		FY 2022-23	
	Tags	% of Total	Tags	% of Total	Average To-Date	
<b>Issued</b>						
To New Accounts	1,761	21.2%	1,516	20.9%	363	11.0%
Additional Tags to Existing Accounts	6,558	78.8%	5,734	79.1%	2,930	88.9%
Replacement Transponders	1	0.0%	0	0.0%	3	0.1%
Total Issued	<b>8,320</b>		<b>7,250</b>		<b>3,296</b>	

At the end of March 2023, the 91 EL had 167,896 active customer accounts and 658,173 transponders classified as assigned.

**Number of Accounts by FY**  
**As of March 31, 2023**

