

Capital Action Plan

Status Through March 2023

Updated: April 14, 2023
















Capital Projects	Cost Baseline/Forecast	Schedule Plan/Forecast							
		Begin Environmental	Complete Environmental	Begin Design	Complete Design	Construction Ready	Advertise Construction	Award Contract	Complete Construction
	(millions)								
Freeway Projects:									
I-5, Pico to San Diego County	TBD	Feb-21	Apr-24	TBD	TBD	TBD	TBD	TBD	TBD
	TBD	Feb-21	Apr-24	TBD	TBD	TBD	TBD	TBD	TBD
I-5, Pico to Vista Hermosa Project C	\$113.0 \$83.6	Jun-09 Jun-09	Dec-11 Oct-11	Jun-11 Jun-11	Oct-13 Oct-13	Feb-14 May-14	Oct-14 Sep-14	Dec-14 Dec-14	Aug-18 Aug-18
I-5, Vista Hermosa to Pacific Coast Highway Project C	\$75.6 \$75.3	Jun-09 Jun-09	Dec-11 Oct-11	Jun-11 Jun-11	Feb-13 May-13	Jun-13 Aug-13	Oct-13 Feb-14	Dec-13 Jun-14	Mar-17 Jul-17
I-5, Pacific Coast Highway to San Juan Creek Road Project C	\$70.7 \$74.3	Jun-09 Jun-09	Dec-11 Oct-11	Jun-11 Jun-11	Jan-13 Jan-13	May-13 Apr-13	Aug-13 Aug-13	Oct-13 Dec-13	Sep-16 Jul-18
I-5, I-5/Ortega Interchange Project D	\$90.9 \$79.8	Sep-05 Sep-05	Jun-09 Jun-09	Jan-09 Jan-09	Nov-11 Dec-11	Mar-12 Apr-12	Jun-12 Jun-12	Aug-12 Aug-12	Sep-15 Jan-16
I-5, I-5/Ortega Interchange (Landscape) Project D	N/A N/A	N/A N/A	N/A N/A	N/A Jan-14	N/A Oct-14	N/A Feb-15	N/A Aug-15	N/A Sep-15	N/A Sep-16
I-5, SR-73 to Oso Parkway Project C & D	\$151.9 \$195.8	Sep-11 Oct-11	Jun-14 May-14	Mar-15 Mar-15	Jan-18 Aug-18	May-18 May-19	Aug-18 Aug-19	Dec-18 Dec-19	Apr-25 Sep-24
I-5, Oso Parkway to Alicia Parkway Project C & D	\$196.2 \$203.1	Sep-11 Oct-11	Jun-14 May-14	Nov-14 Nov-14	Jun-17 Dec-17	Dec-17 Jun-18	Feb-18 Nov-18	Jun-18 Mar-19	Nov-23 Sep-24
I-5, Alicia Parkway to El Toro Road Project C	\$133.6 \$165.9	Sep-11 Oct-11	Jun-14 May-14	Mar-15 Mar-15	Jun-18 May-19	Dec-18 Apr-20	Jan-19 May-20	May-19 Sep-20	Oct-24 Oct-24
I-5, SR-73 to El Toro Road (Landscape) Project C	TBD \$12.4	N/A N/A	N/A N/A	N/A Mar-23	TBD Nov-24	TBD Mar-25	TBD May-25	TBD Jul-25	TBD Feb-27
I-5, I-5/El Toro Road Interchange Project D	TBD TBD	Apr-17 Apr-17	Nov-19 Jan-25	TBD TBD	TBD TBD	TBD TBD	TBD TBD	TBD TBD	TBD TBD
I-5, I-405 to Yale Avenue Project B	\$230.5 \$230.5	May-14 May-14	Aug-18 Jan-20	Oct-21 Oct-21	May-24 May-24	May-25 May-25	Dec-25 Dec-25	Feb-26 Feb-26	Sep-29 Sep-29
I-5, Yale Avenue to SR-55 Project B	\$200.4 \$200.4	May-14 May-14	Aug-18 Jan-20	May-21 May-21	Feb-25 Jan-24	Aug-25 Aug-25	Nov-25 Nov-25	Mar-26 Mar-26	Sep-29 Sep-29
I-5, SR-55 to SR-57 Project A	\$38.1 \$38.9	Jul-11 Jun-11	Jun-13 Apr-15	Jun-15 Jun-15	Mar-17 Jun-17	Jul-17 Dec-17	Sep-17 Mar-18	Dec-17 Nov-18	Apr-21 Jan-21
SR-55, I-405 to I-5 Project F	\$410.9 \$505.7	Feb-11 May-11	Nov-13 Aug-17	Sep-17 Sep-17	Apr-20 Apr-20	Dec-20 Sep-21	Apr-21 Dec-21	May-22 May-22	Feb-27 Feb-27



Capital Action Plan

Status Through March 2023











Updated: April 14, 2023

Capital Projects	Cost	Schedule							
	Baseline/Forecast	Plan/Forecast							
	(millions)	Begin Environmental	Complete Environmental	Begin Design	Complete Design	Construction Ready	Advertise Construction	Award Contract	Complete Construction
 SR-55, I-5 to SR-91 Project F	\$131.3 \$131.3	Dec-16 Dec-16	Jan-20 Mar-20	Aug-22 Aug-22	Jul-25 Jul-25	Dec-25 Dec-25	Apr-26 Apr-26	Jul-26 Jul-26	Oct-29 Oct-29
 SR-57 Northbound (NB), Orangewood Avenue to Katella Avenue Project G	\$71.8 \$71.8	Apr-16 Apr-16	Dec-18 Mar-19	Mar-22 Mar-22	TBD Jul-24	TBD Nov-24	TBD Mar-25	TBD Jul-25	TBD Feb-28
 SR-57 (NB), Katella Avenue to Lincoln Avenue Project G	\$78.7 \$38.0	Apr-08 Apr-08	Jul-09 Nov-09	Jul-08 Aug-08	Nov-10 Dec-10	Mar-11 Apr-11	May-11 Jul-11	Aug-11 Oct-11	Sep-14 Apr-15
 SR-57 (NB), Katella Avenue to Lincoln Avenue (Landscape) Project G	N/A N/A	N/A N/A	N/A N/A	N/A May-09	N/A Jul-10	N/A Jun-17	N/A Jul-17	N/A Sep-17	N/A Jun-18
 SR-57 (NB), Orangethorpe Avenue to Yorba Linda Boulevard Project G	\$80.2 \$52.3	Aug-05 Aug-05	Dec-07 Dec-07	Feb-08 Feb-08	Dec-09 Jul-09	Apr-10 Dec-09	Jun-10 May-10	Oct-10 Oct-10	May-14 Nov-14
 SR-57 (NB), Yorba Linda Boulevard to Lambert Road Project G	\$79.3 \$54.1	Aug-05 Aug-05	Dec-07 Dec-07	Feb-08 Feb-08	Dec-09 Jul-09	Apr-10 Mar-10	Jun-10 May-10	Oct-10 Oct-10	Sep-14 May-14
 SR-57 (NB), Orangethorpe Avenue to Lambert Road (Landscape) Project G	N/A N/A	N/A N/A	N/A N/A	N/A Oct-14	N/A Aug-17	N/A Dec-17	N/A Jan-18	N/A Feb-18	N/A Apr-19
 SR-57 (NB), Lambert Road to Tonner Canyon Project G	TBD TBD	TBD Sep-25	TBD May-28	TBD TBD	TBD TBD	TBD TBD	TBD TBD	TBD TBD	TBD TBD
 SR-91 Westbound (WB), I-5 to SR-57 Project H	\$78.1 \$59.2	Jul-07 Jul-07	Apr-10 Jun-10	Oct-09 Mar-10	Feb-12 Apr-12	Jul-12 Aug-12	Aug-12 Oct-12	Nov-12 Jan-13	Apr-16 Jun-16
 SR-91 Westbound (WB), I-5 to SR-57 (Landscape) Project H	N/A N/A	N/A N/A	N/A N/A	N/A Nov-14	N/A Aug-16	N/A Dec-16	N/A Feb-17	N/A Mar-17	N/A Nov-17
 SR-91, SR-55 to Lakeview Avenue (Segment 1) Project I	\$100.9 \$100.9	Jan-15 Jan-15	Oct-18 Jun-20	Mar-20 Mar-20	Jan-23 Mar-23	Aug-23 Sep-23	Oct-23 Nov-23	Feb-24 Mar-24	Sep-27 Nov-27
 SR-91, La Palma Avenue to SR-55 (Segment 2) Project I	\$208.4 \$208.4	Jan-15 Jan-15	Oct-18 Jun-20	Jun-20 Jun-20	Jul-23 Jun-24	Feb-24 Apr-25	Mar-24 Jun-25	Jul-24 Sep-25	Mar-28 Sep-29
 SR-91, Acacia Street to La Palma Avenue (Segment 3) Project I	\$116.2 \$116.2	Jan-15 Jan-15	Oct-18 Jun-20	Nov-20 Nov-20	Apr-24 Aug-24	Nov-24 May-25	Jan-25 Sep-25	Apr-25 Dec-25	Sep-28 Jun-29
 SR-91 (WB), Tustin Interchange to SR-55 Project I	\$49.9 \$42.5	Jul-08 Jul-08	Jul-11 May-11	Jul-11 Jun-11	Mar-13 Feb-13	Jul-13 Apr-13	Aug-13 Jun-13	Oct-13 Oct-13	Jul-16 Jul-16
 SR-91, SR-55 to SR-241 Project J	\$128.4 \$79.7	Jul-07 Jul-07	Jul-09 Apr-09	Jun-09 Apr-09	Jan-11 Aug-10	Apr-11 Dec-10	Jun-11 Feb-11	Sep-11 May-11	Dec-12 Mar-13

Capital Action Plan

Status Through March 2023












Updated: April 14, 2023

Capital Projects	Cost	Schedule							
	Baseline/Forecast	Plan/Forecast							
	(millions)	Begin Environmental	Complete Environmental	Begin Design	Complete Design	Construction Ready	Advertise Construction	Award Contract	Complete Construction
 SR-91, SR-55 to SR-241 (Landscape) Project J	N/A N/A	N/A N/A	N/A N/A	N/A May-12	N/A Feb-13	N/A Apr-13	N/A Jul-13	N/A Oct-13	N/A Feb-15
 SR-91 Eastbound, SR-241 to SR-71 Project J	\$104.5 \$57.8	Mar-05 Mar-05	Dec-07 Dec-07	Jul-07 Jul-07	Dec-08 Dec-08	Mar-09 May-09	May-09 Jun-09	Jul-09 Aug-09	Nov-10 Jan-11
91 Express Lanes to SR-241 Toll Connector	TBD TBD	N/A Nov-13	N/A Jan-20	N/A Jun-16	N/A Jun-23	N/A Sep-23	N/A Sep-23	N/A Feb-24	N/A Feb-27
 I-405, I-5 to SR-55 Project L	TBD TBD	Dec-14 Dec-14	Jul-18 Aug-18	TBD TBD	TBD TBD	TBD TBD	TBD TBD	TBD TBD	TBD TBD
 I-405, SR-55 to I-605 (Design-Build) Project K	\$2,080.2 \$2,080.2	Mar-09 Mar-09	Mar-13 May-15	Mar-14 Mar-14	Nov-15 Nov-15	Feb-16 Feb-16	Mar-16 Mar-16	Nov-16 Nov-16	Feb-24 Feb-24
I-405/SR-22 HOV Connector	\$195.9 \$120.8	N/A N/A	N/A N/A	Sep-07 Sep-07	Sep-09 Jun-09	Mar-10 Sep-09	May-10 Feb-10	Aug-10 Jun-10	Aug-14 Mar-15
I-405/I-605 HOV Connector	\$260.4 \$172.6	N/A N/A	N/A N/A	Sep-07 Sep-07	Sep-09 Sep-09	Mar-10 Feb-10	May-10 May-10	Oct-10 Oct-10	Jan-15 Mar-15
I-405/SR-22/I-605 HOV Connector (Landscape)	N/A N/A	N/A N/A	N/A N/A	N/A Jun-08	N/A May-09	N/A Feb-16	N/A May-16	N/A Jul-16	N/A Feb-18
 I-605, I-605/Katella Avenue Interchange Project M	\$29.0 \$29.0	Aug-16 Aug-16	Nov-18 Oct-18	Dec-20 Dec-20	Mar-23 Jan-23	Jul-23 Apr-24	Nov-23 Aug-24	Feb-24 Nov-24	Nov-25 Jul-26
Grade Separation Projects:									
 Sand Canyon Avenue Railroad Grade Separation Project R	\$55.6 \$61.9	N/A N/A	Sep-03 Sep-03	Jan-04 Jan-04	Jul-10 Jul-10	Jul-10 Jul-10	Oct-10 Oct-10	Feb-11 Feb-11	May-14 Jan-16
 Raymond Avenue Railroad Grade Separation Project O	\$77.2 \$126.2	Feb-09 Feb-09	Nov-09 Nov-09	Mar-10 Mar-10	Aug-12 Dec-12	Nov-12 Jul-13	Feb-13 Oct-13	May-13 Feb-14	Aug-18 May-18
 State College Boulevard Railroad Grade Separation (Fullerton) Project O	\$73.6 \$99.6	Dec-08 Dec-08	Jan-11 Apr-11	Jul-06 Jul-06	Aug-12 Feb-13	Nov-12 May-13	Feb-13 Sep-13	May-13 Feb-14	May-18 Mar-18
 Placentia Avenue Railroad Grade Separation Project O	\$78.2 \$64.5	Jan-01 Jan-01	May-01 May-01	Jan-09 Jan-09	Mar-10 Jun-10	May-10 Jan-11	Mar-11 Mar-11	Jun-11 Jul-11	Nov-14 Dec-14
 Kraemer Boulevard Railroad Grade Separation Project O	\$70.4 \$63.8	Jan-01 Jan-01	Sep-09 Sep-09	Jan-09 Feb-09	Jul-10 Jul-10	Jul-10 Jan-11	Apr-11 Jun-11	Aug-11 Sep-11	Oct-14 Dec-14

Capital Action Plan

Status Through March 2023

Updated: April 14, 2023

Capital Projects	Cost	Schedule							
	Baseline/Forecast	Plan/Forecast							
	(millions)	Begin Environmental	Complete Environmental	Begin Design	Complete Design	Construction Ready	Advertise Construction	Award Contract	Complete Construction
 Orangethorpe Avenue Railroad Grade Separation Project O	\$117.4	Jan-01	Sep-09	Feb-09	Dec-11	Dec-11	Feb-12	May-12	Sep-16
	\$105.9	Jan-01	Sep-09	Feb-09	Oct-11	Apr-12	Sep-12	Jan-13	Oct-16
 Tustin Avenue/Rose Drive Railroad Grade Separation Project O	\$103.0	Jan-01	Sep-09	Feb-09	Dec-11	Mar-12	May-12	Aug-12	May-16
	\$96.6	Jan-01	Sep-09	Feb-09	Jul-11	Jun-12	Oct-12	Feb-13	Oct-16
 Lakeview Avenue Railroad Grade Separation Project O	\$70.2	Jan-01	Sep-09	Feb-09	Oct-11	Oct-12	Feb-13	May-13	Mar-17
	\$110.7	Jan-01	Sep-09	Feb-09	Jan-13	Apr-13	Sep-13	Nov-13	Jun-17
 17th Street Railroad Grade Separation Project R	TBD	Oct-14	Jun-16	TBD	TBD	TBD	TBD	TBD	TBD
	TBD	Oct-14	Nov-17	TBD	TBD	TBD	TBD	TBD	TBD
Rail and Station Projects:									
 Rail-Highway Grade Crossing Safety Enhancement Project R	\$94.4	Jan-08	Oct-08	Jan-08	Sep-08	Sep-08	Sep-08	Aug-09	Dec-11
	\$90.4	Jan-08	Oct-08	Jan-08	Sep-08	Sep-08	Sep-08	Aug-09	Dec-11
 San Clemente Beach Trail Safety Enhancements Project R	\$6.0	Sep-10	Jul-11	Feb-12	Apr-12	Apr-12	Jul-12	Oct-12	Jan-14
	\$5.0	Sep-10	Jul-11	Feb-12	Jun-12	Jun-12	Oct-12	May-13	Mar-14
 Emergency Track Stabilization at Mile Post 206.8 Project R Cost/Schedule	N/A	N/A	N/A	N/A	N/A	N/A	N/A	N/A	N/A
	\$13.7	N/A	N/A	N/A	N/A	N/A	Sep-22	Oct-22	Jun-23
San Juan Capistrano Passing Siding	\$25.3	Aug-11	Jan-13	Mar-15	May-16	May-16	Aug-16	Dec-16	Feb-21
	\$33.2	Aug-11	Mar-14	Mar-15	Aug-18	Aug-18	Aug-18	Mar-19	Nov-20
 OC Streetcar Project S Cost/Schedule Risk	\$595.8	Aug-09	Mar-12	Feb-16	Sep-17	Oct-17	Dec-17	Aug-18	Nov-24
	\$595.8	Aug-09	Mar-15	Feb-16	Nov-17	Dec-17	Dec-17	Sep-18	Nov-24
 Placentia Metrolink Station and Parking Structure Project R Cost/Schedule Risk	\$34.8	Jan-03	May-07	Oct-08	Jan-11	TBD	TBD	TBD	TBD
	\$40.1	Jan-03	May-07	Oct-08	Feb-11	TBD	TBD	TBD	TBD
 Orange County Maintenance Facility - ON HOLD Project R	TBD	Apr-20	Apr-22	TBD	TBD	TBD	TBD	TBD	TBD
	TBD	Apr-20	Jul-23	TBD	TBD	TBD	TBD	TBD	TBD
 Irvine Metrolink Station Improvements - ON HOLD Project R	TBD	Jan-22	TBD	TBD	TBD	TBD	TBD	TBD	TBD
	TBD	Jan-22	TBD	TBD	TBD	TBD	TBD	TBD	TBD
Anaheim Canyon Metrolink Station	\$27.9	Jan-16	Dec-16	Mar-19	May-19	May-19	Jul-19	Nov-19	Jan-23
	\$34.2	Jan-16	Jun-17	Mar-18	Oct-20	Oct-20	Oct-20	Mar-21	Jan-23
Orange Metrolink Station Parking Expansion	\$33.2	Dec-09	Dec-12	Nov-10	Apr-13	Jul-16	Jul-16	Nov-16	Feb-19
	\$30.9	Dec-09	May-16	Nov-10	Apr-16	Jul-16	Jul-16	Jun-17	Feb-19
Fullerton Transportation Center - Elevator Upgrades	\$3.5	N/A	N/A	Jan-12	Dec-13	Dec-13	Jun-14	Sep-14	Mar-17
	\$4.2	N/A	N/A	Jan-12	Dec-13	Dec-13	Aug-14	Apr-15	May-19

Capital Action Plan

Status Through March 2023

Updated: April 14, 2023



Capital Projects	Cost	Schedule							
	Baseline/Forecast	Plan/Forecast							
	(millions)	Begin Environmental	Complete Environmental	Begin Design	Complete Design	Construction Ready	Advertise Construction	Award Contract	Complete Construction
Laguna Niguel/Mission Viejo Station ADA Ramps	\$3.5	Jul-13	Jan-14	Jul-13	Aug-14	Aug-14	Sep-14	Jan-15	Apr-17
	\$5.2	Jul-13	Feb-14	Jul-13	Jul-15	Jul-15	Jul-15	Oct-15	Sep-17
Anaheim Regional Transportation Intermodal Center	\$227.4	Apr-09	Feb-11	Jun-09	Feb-12	Feb-12	May-12	Jul-12	Nov-14
Project R & T	\$232.2	Apr-09	Feb-12	Jun-09	May-12	May-12	May-12	Sep-12	Dec-14

Note: Costs associated with landscape projects are included in respective freeway projects.

Grey = Milestone achieved

Green = Forecast milestone meets or exceeds plan

Yellow = Forecast milestone is one to three months later than plan

Red = Forecast milestone is over three months later than plan

Begin Environmental: The date work on the environmental clearance, project report, or preliminary engineering phase begins.

Complete Environmental: The date environmental clearance and project approval is achieved.

Begin Design: The date final design work begins, or the date when a design-build contract begins.

Complete Design: The date final design work is 100 percent complete and approved.

Construction Ready: The date contract bid documents are ready for advertisement, including certification of right-of-way, all agreements executed, contract constraints are cleared.

Advertise for Construction: The date a construction contract is both funded and advertised for bids.

Award Contract: The date the construction contract is awarded.

Construction Complete: The date all construction work is completed and the project is open to public use.

Acronyms

I-5 - Santa Ana Freeway (Interstate 5)

SR-73 - San Joaquin Freeway (State Route 73)

SR-55 - Costa Mesa Freeway (State Route 55)

SR-57 - Orange Freeway (State Route 57)

SR-91 - Riverside Freeway (State Route 91)

SR-71 - Corona Expressway (State Route 71)

SR-22 - Garden Grove Freeway (State Route 22)

I-405 - San Diego Freeway (Interstate 405)

SR-241 - Foothill/Eastern Transportation Corridor (State Route 241)

I-605 - San Gabriel River Freeway (Interstate 605)

HOV - High-Occupancy Vehicle

ADA - Americans with Disabilities Act