









Measure M2

Streets and Roads Program Milestone

Measure M2 (M2) Commitment

-  **Fix potholes and resurface streets**
-  **Synchronize traffic lights in every community**
-  **Expand Metrolink rail and connect it to local communities**
-  **Relieve congestion on freeways**
-  **Provide transit services, at reduced rates, for seniors and people with disabilities**
-  **Reduce air and water pollution and protect local beaches by cleaning up oil runoff from roadways**



ENVIRONMENTAL



A total of 5% of OC Go Freeway Program funds is allocated to the Freeway Environmental Mitigation Program



A total of 2% of the overall OC Go Program funds is allocated to the Environmental Cleanup Program

M2 Streets and Roads Programs



Regional Capacity Program *(Project O)*

Provides competitive funding to improve busy streets and intersections on Orange County's Master Plan of Arterial Highways.



Regional Traffic Signal Synchronization Program *(Project P)*

Provides competitive funding to support projects across city boundaries that synchronize traffic signals to ensure drivers hit the most green lights during peak traffic hours.



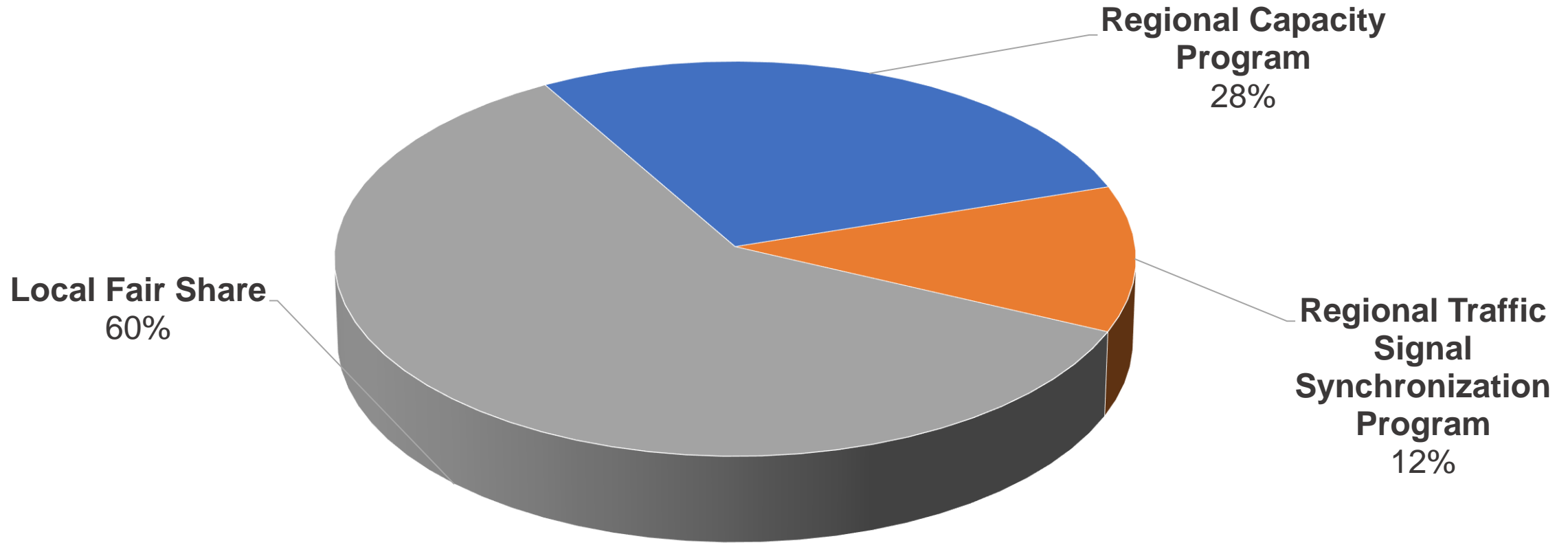
Local Fair Share *(Project Q)*

Provides formula-based funds to preserve existing streets and roads and provide other transportation improvements based on the priorities and needs of local agencies.

M2 \$1 Billion Milestone

- **From 2011 to 2022, over \$1 billion in M2 funds have been invested locally in streets and roads.**
- The funding has:
 - Allowed Orange County to keep up with population growth and economic activities
 - Lead to a more complete roadway network
 - Provided safety enhancements: repaired sidewalks, upgraded pedestrian amenities with American with Disabilities Act features, added bike lanes, signage, etc.
 - Improved congestion, lessening stop-and-go traffic and benefitting the environment
 - Maintained Orange County's standing as having the best pavement conditions in the state

M2 Funds



- ✚ Closes gaps in the local road network
- ⚙ Improves intersections to enhance street operations
- 🛡 Provides better interfaces with the highway system
- 💰 Investment to date: \$283.4 million

Project Examples



Newport Boulevard Improvements
City of Newport Beach



Bristol Street Improvements
City of Santa Ana

- + 2,300 intersections coordinated across 621 miles of street
- Invests in future-proofing the system
- Improves traffic flow and makes the system more efficient
- Investment to date: \$119.6 million

Project Examples



Irvine Center Drive / Edinger Avenue
City of Irvine



Marguerite Parkway
City of Mission Viejo

Project Examples



Pavement improvements repair aging streets for smoother, safer travel



Supplements roadway maintenance funds to fix potholes



Flexibility for local transportation priorities



Investment to date:
\$598.0 million



Bristol Street
City of Costa Mesa



Laguna Beach Trolley
City of Laguna Beach

- Specific eligibility requirements
- Supplement, rather than supplant, existing investments
- Prioritize regional projects based on objective criteria
- Formula funding balances miles, population and sales tax generation
- Ongoing monitoring by independent Taxpayer Oversight Committee

- 💰 Leveraging of external funds
 - State and federal
 - Local matching dollars
- 🚗 Special grants preserve roadway conditions
- 🌉 OC Bridges program



OC Bridges

- M2 has invested \$1 billion in local streets and roads to improve the quality of life in Orange County, whether you drive, cycle, walk, vanpool or take OC Bus
- Provides reliable and flexible funding source for cities and the County
- The investment has helped connect communities and make the streets and roads system work better and last longer
- Examples of local agency projects are highlighted at: www.ocgo.com/streets