



AGENDA

Executive Committee Agenda

Committee Members

Mark A. Murphy, Chairman
Gene Hernandez, Vice Chairman
Lisa A. Bartlett
Andrew Do
Michael Hennessey
Steve Jones
Joseph Muller

Orange County Transportation Authority
Headquarters
Conference Room 07
550 South Main Street
Orange, California
Monday, August 1, 2022 at 9:00 a.m.

Any person with a disability who requires a modification or accommodation in order to participate in this meeting should contact the Orange County Transportation Authority (OCTA) Clerk of the Board's office at (714) 560-5676, no less than two business days prior to this meeting to enable OCTA to make reasonable arrangements to assure accessibility to this meeting.

Agenda Descriptions

Agenda descriptions are intended to give members of the public a general summary of items of business to be transacted or discussed. The posting of the recommended actions does not indicate what action will be taken. The Committee may take any action which it deems to be appropriate on the agenda item and is not limited in any way by the notice of the recommended action.

Public Availability of Agenda Materials

All documents relative to the items referenced in this agenda are available for public inspection at www.octa.net or through the Clerk of the Board's office at the OCTA Headquarters, 600 South Main Street, Orange, California.

Meeting Access and Public Comments on Agenda Items

Members of the public can either attend in-person (subject to OCTA's Coronavirus (COVID-19) safety protocols) or listen to audio live streaming of the Board and Committee meetings by clicking the below link:

[Board of Directors - Live and Archived Audio \(octa.net\)](#)



Members of the public may address the Board of Directors regarding any item two ways:

In-Person Comment

Members of the public may attend in-person (subject to OCTA's COVID-19 safety protocols) and address the Board regarding any item. Members of the public will be required to complete a COVID-19 symptom and temperature screening.

Please complete a speaker's card and submit it to the Clerk of the Board (or notify the Clerk of the Board the item number on which you wish to speak). Speakers will be recognized by the Chairman at the time the agenda item is to be considered. A speaker's comments shall be limited to three minutes.

Written Comment

Written public comments may also be submitted by emailing them to ClerkOffice@octa.net, and must be sent by 5:00 p.m. the day prior to the meeting. If you wish to comment on a specific agenda item, please identify the item number in your email. All public comments that are timely received will be part of the public record and distributed to the Board. Public comments will be made available to the public upon request.

Call to Order

Pledge of Allegiance

Director Jones

Special Calendar

There are no Special Calendar matters.

Consent Calendar (Item 1)

All items on the Consent Calendar are to be approved in one motion unless a Committee Member or a member of the public requests separate action or discussion on a specific item.

1. Approval of Minutes

Approval of the minutes of the Executive Committee meeting of June 6, 2022.



Regular Calendar

**2. Capital Programs Division - Fourth Quarter Fiscal Year 2021-22
Capital Action Plan Performance Metrics**

James G. Beil

Overview

Staff has prepared a quarterly progress report on capital project delivery for the period of April 2022 through June 2022, for review by the Orange County Transportation Authority Board of Directors. This report highlights the Capital Action Plan for project delivery, which is used as a performance metric to assess delivery progress on highway, transit, and rail projects.

Recommendation

Receive and file as an information item.

Discussion Items

3. Public Comments

4. Chief Executive Officer's Report

5. Committee Members' Reports

6. Closed Session

A Closed Session is scheduled as follows:

A. Pursuant to Government Code Section 54957(b) to evaluate the performance of the Chief Executive Officer, Darrell E. Johnson.

B. Pursuant to Government Code Section 54957.6 to meet with the designated representative, Chairman Mark A. Murphy, regarding the compensation of the Chief Executive Officer.

7. Adjournment

The next regularly scheduled meeting of this Committee will be held at **9:00 a.m. on FRIDAY, September 2, 2022**, at the Orange County Transportation Authority Headquarters, Board Room, 550 South Main Street, Orange, California.



Committee Members Present

Mark A. Murphy, Chairman
Lisa Bartlett
Andrew Do
Michael Hennessey
Steve Jones
Joseph Muller

Staff Present

Darrell E. Johnson, Chief Executive Officer
Jennifer L. Bergener, Deputy Chief Executive Officer
Gina Ramirez, Clerk of the Board Specialist, Senior
Allison Cheshire, Clerk of the Board Specialist, Senior
James Donich, General Counsel
OCTA Staff

Committee Members Absent

Gene Hernandez, Vice Chairman

Call to Order

The June 6, 2022, Executive Committee regular meeting was called to order by Chairman Murphy at 9:01 a.m.

Pledge of Allegiance

Director Do led in the Pledge of Allegiance.

Special Calendar

There were no Special Calendar matters.

Consent Calendar (Items 1 through 3)

1. Approval of Minutes

A motion was made by Director Do, seconded by Director Bartlett, and declared passed by those present, to approve the minutes of the Executive Committee meeting of April 4, 2022.

2. Amendment to Cooperative Agreement with the County of Orange, Orange County Sheriff's Department

A motion was made by Director Do, seconded by Director Bartlett, and declared passed by those present, to authorize the Chief Executive Officer to negotiate and execute Amendment No. 3 to Cooperative Agreement No. C-0-2330 between the Orange County Transportation Authority and County of Orange, Orange County Sheriff's Department, in the amount of \$11,674,866, for Transit Police Services, effective July 1, 2022, through June 30, 2023. This will increase the maximum obligation of the agreement to a total contract value of \$33,414,261.



3. Measure M2 Quarterly Progress Report for the Period of January 2022 Through March 2022

A motion was made by Director Do, seconded by Director Bartlett, and declared passed by those present, to receive and file as an information item.

Regular Calendar

4. SB 1196 (Umberg, D-Santa Ana) Update

Kristin Jacinto, Program Manager, Government Relations, provided an update on this item.

A discussion ensued between Committee members and staff.

A motion was made by Director Do, seconded by Director Bartlett, and declared passed by those present, to provide staff direction of an OPPOSE position for SB 1196 (Umberg, D-Santa Ana).

Discussion Items

5. Fiscal Year 2022-23 Budget Workshop Follow-up

Victor Velasquez, Department Manager of Planning and Analysis, referenced the handout provided, which reflects follow-up questions, issues, and concerns raised since the budget workshop conducted at the Board of Directors meeting on May 9, 2022.

6. Public Comments

There were no Public Comments received.

7. Chief Executive Officer's Report

405 Improvement Project

- OCTA had to close a portion of the 405 in both directions overnight in Costa Mesa over the weekend as part of the Interstate 405 (I-405) Improvement Project.
- This closure enabled construction crews to make significant progress and pour concrete for the new connector between the State Route 73 (SR-73) and the I-405 Express Lanes.
- The freeway was reopened to traffic in both directions at approximately 2:00 p.m. yesterday.
- The project is now more than 75 percent complete.



American Public Transportation Association (APTA) Rail Conference

- The APTA Rail Conference is currently underway in San Diego. OCTA staff members will be sharing their knowledge at some of the breakout sessions were attending.
- Mr. Johnson, CEO, will also be participating in a panel discussion on how to successfully deliver capital projects where some of the strategies OCTA has implemented to continue moving forward on the OC Streetcar Project.

8. Committee Members' Reports

There were no Committee Members' Reports.

9. Closed Session

There were no Closed Session items scheduled.

10. Adjournment

The meeting was at 9:38 a.m.

The next regularly scheduled meeting of this Committee will be held at **9:00 a.m. on FRIDAY, July 1, 2022**, at the Orange County Transportation Authority Headquarters, Board Room, 550 South Main Street, Orange, California.


ATTEST

Gina Ramirez
Clerk of the Board Specialist, Senior



August 1, 2022

To: Executive Committee

From: Darrell E. Johnson, Chief Executive Officer 

Subject: Fourth Quarter Fiscal Year 2021-22 and Planned Fiscal Year 2022-23 Capital Action Plan Performance Metrics

Overview

Staff has prepared a quarterly progress report on capital project delivery for the period of April 2022 through June 2022, for review by the Orange County Transportation Authority Board of Directors. This report highlights the Capital Action Plan for project delivery, which is used as a performance metric to assess delivery progress on highway, transit, and rail projects.

Recommendation

Receive and file as an information item.

Background

The Orange County Transportation Authority (OCTA) delivers highway, transit, rail, and facility projects from the beginning of the environmental approval phase through construction completion. Project delivery milestones are planned carefully with consideration of project scope, costs, schedule, and assessment of risks. The milestones reflected in the Capital Action Plan (CAP) are OCTA's planned and budgeted major project delivery commitments.

This report is a quarterly progress report on the CAP performance metrics, which are a snapshot of the planned CAP project delivery milestones in the budgeted fiscal year (FY).

Discussion

OCTA's objective is to deliver projects on schedule and within the approved project budget. Key project cost and schedule commitments are captured in the CAP (Attachment A), which is regularly updated with project status and any new projects. The CAP is categorized into four key project groupings of freeway,

railroad grade separation, and rail and station projects. Schedule milestones are used as performance indicators of progress in project delivery. The CAP performance metrics report provides a FY snapshot of the milestones targeted for delivery in the FY and provides transparency and performance measurement of capital project delivery.

The CAP project costs represent the total cost across all phases of project delivery, including support costs, right-of-way (ROW), and construction capital costs. Baseline costs, if established, are shown in comparison to either the actual or forecast cost. Baseline costs may be shown as to-be-determined (TBD) if project scoping studies and estimates have not been developed or approved and may be updated as delivery progresses, and milestones achieved. Projects identified in the Orange County local transportation sales tax Measure M2 (M2) are identified with the corresponding M2 project logo. The CAP status update is also included in the M2 Quarterly Progress Report.

The CAP summarizes the very complex capital project critical path delivery schedules into eight key milestones.

Begin Environmental	The date work on the environmental clearance, project report, or preliminary engineering phase begins.
Complete Environmental	The date environmental clearance and project approval is achieved.
Begin Design	The date final design work begins, or the date when a design-build contract begins.
Complete Design	The date final design work is 100 percent complete and approved.
Construction Ready	The date contract bid documents are ready for advertisement, including certification of ROW, all agreements executed, and contract constraints cleared.
Advertise for Construction	The date a construction contract is advertised for construction bids.
Award Contract	The date the construction contract is awarded.
Construction Complete	The date all construction work is completed, and the project is open to public use.

These delivery milestones reflect progression across the project delivery phases shown below.



Project schedules reflect planned baseline milestone dates in comparison to forecast or actual milestone dates. Milestone dates may be shown as TBD if project scoping or approval documents have not been finalized and approved, or if the delivery schedule has not been negotiated with a partnering agency or consultant implementing the specific phase of a project. Planned milestone dates can be revised to reflect new dates from approved baseline schedule changes. Project schedules are reviewed monthly, and milestone achievements and updated forecast dates are included to reflect project delivery status.

CAP milestones achieved in the fourth quarter FY 2021-22 include:

Freeway Projects

- The award contract milestone for the State Route 55 (SR-55) widening from Interstate 405 (I-405) to Interstate 5 (I-5) was achieved. The California Department of Transportation awarded the \$193,587,500 construction contract to Security Paving Company, Inc., of Westlake Village, California. Construction is anticipated to be complete in mid-2026.

The following CAP milestone missed the planned delivery through the fourth quarter of FY 2021-22:

- The begin design milestone for the SR-55 widening from I-5 to State Route 91 was missed. This is the northerly of two segments of SR-55 widening between I-405 and State Route 91. However, final design work is anticipated to commence by August 1, 2022, and final design work is anticipated to be complete in mid-2025.

Recap of FY 2020-21 Performance Metrics

The performance metrics snapshot provided at the beginning of FY 2021-22 reflected seven planned major project delivery milestones to be accomplished in the FY (Attachment B). Six of the seven planned milestones were achieved as planned in FY 2021-22.

New FY 2022-23 Performance Metrics

The CAP and performance metrics have been updated and there are nine major project delivery milestones planned in FY 2022-23 (Attachment C). While there are not many milestones scheduled for delivery in FY 2022-23, there are many activities underway on major projects, including ongoing final design, ROW acquisition, utility relocation, and construction.

FY 2022-23 Cost and Performance Metrics Risks

OC Streetcar construction risks continue to evolve as staff regularly assess project risk and implementation of required changes, which impact the cost and construction schedule. Staff will continue making regular reports to the Board of Directors on the status of construction and expenditures.

Transportation infrastructure construction bids in the region continue to escalate with material, labor, and fuel prices driving construction costs up. Contractors continue to report various material availability shortages, including availability of concrete due to a prolonged regional cement shortage. Staff will continue to monitor market pricing trends and material availability along with the impacts on heavy civil construction in the region.

Summary

Capital project delivery continues to progress and is reflected in the CAP. The planned FY 2022-23 performance metrics created from forecast project schedules will be used as a general project delivery performance indicator throughout the FY. Staff will continue to manage project costs and schedules across all project phases to meet project delivery commitments and report quarterly.

Attachments

- A. Capital Action Plan, Status Through June 2022
- B. Capital Programs Division, Fiscal Year 2021-22 Performance Metrics Through June 2022
- C. Capital Programs Division, Fiscal Year 2022-23 Performance Metrics Plan

Prepared by:















A handwritten signature in blue ink, appearing to read "James G. Beil".

James G. Beil, P.E.
Executive Director, Capital Programs
(714) 560-5646

Capital Action Plan

Status Through June 2022
















Updated: July 14, 2022

Capital Projects	Cost	Schedule							
	Baseline/Forecast	Plan/Forecast							
	(millions)	Begin Environmental	Complete Environmental	Begin Design	Complete Design	Construction Ready	Advertise Construction	Award Contract	Complete Construction
Freeway Projects:									
I-5, Pico to San Diego County Line	TBD	Feb-21	Apr-24	TBD	TBD	TBD	TBD	TBD	TBD
	TBD	Feb-21	Apr-24	TBD	TBD	TBD	TBD	TBD	TBD
 I-5, Pico to Vista Hermosa	\$113.0	Jun-09	Dec-11	Jun-11	Oct-13	Feb-14	Oct-14	Dec-14	Aug-18
Project C	\$83.6	Jun-09	Oct-11	Jun-11	Oct-13	May-14	Sep-14	Dec-14	Aug-18
 I-5, Vista Hermosa to Pacific Coast Highway	\$75.6	Jun-09	Dec-11	Jun-11	Feb-13	Jun-13	Oct-13	Dec-13	Mar-17
Project C	\$75.3	Jun-09	Oct-11	Jun-11	May-13	Aug-13	Feb-14	Jun-14	Jul-17
 I-5, Pacific Coast Highway to San Juan Creek Road	\$70.7	Jun-09	Dec-11	Jun-11	Jan-13	May-13	Aug-13	Oct-13	Sep-16
Project C	\$74.3	Jun-09	Oct-11	Jun-11	Jan-13	Apr-13	Aug-13	Dec-13	Jul-18
 I-5, I-5/Ortega Interchange	\$90.9	Sep-05	Jun-09	Jan-09	Nov-11	Mar-12	Jun-12	Aug-12	Sep-15
Project D	\$79.8	Sep-05	Jun-09	Jan-09	Dec-11	Apr-12	Jun-12	Aug-12	Jan-16
 I-5, I-5/Ortega Interchange (Landscape)	N/A	N/A	N/A	N/A	N/A	N/A	N/A	N/A	N/A
Project D	N/A	N/A	N/A	Jan-14	Oct-14	Feb-15	Aug-15	Sep-15	Sep-16
 I-5, SR-73 to Oso Parkway	\$151.9	Sep-11	Jun-14	Mar-15	Jan-18	May-18	Aug-18	Dec-18	Apr-25
Project C & D	\$195.8	Oct-11	May-14	Mar-15	Aug-18	May-19	Aug-19	Dec-19	Sep-24
 I-5, Oso Parkway to Alicia Parkway	\$196.2	Sep-11	Jun-14	Nov-14	Jun-17	Dec-17	Feb-18	Jun-18	Nov-23
Project C & D	\$203.1	Oct-11	May-14	Nov-14	Dec-17	Jun-18	Nov-18	Mar-19	Sep-24
 I-5, Alicia Parkway to El Toro Road	\$133.6	Sep-11	Jun-14	Mar-15	Jun-18	Dec-18	Jan-19	May-19	Oct-24
Project C	\$165.9	Oct-11	May-14	Mar-15	May-19	Apr-20	May-20	Sep-20	Oct-24
 I-5, SR-73 to El Toro Road (Landscape)	TBD	N/A	N/A	TBD	TBD	TBD	TBD	TBD	TBD
Project C	\$12.4	N/A	N/A	Jan-23	Sep-24	Jan-25	Mar-25	May-25	Dec-26
 I-5, I-5/El Toro Road Interchange	TBD	Apr-17	Nov-19	TBD	TBD	TBD	TBD	TBD	TBD
Project D Cost/Schedule Risk	TBD	Apr-17	Dec-24	TBD	TBD	TBD	TBD	TBD	TBD
 I-5, I-405 to Yale Avenue	\$230.5	May-14	Aug-18	Oct-21	TBD	TBD	TBD	TBD	TBD
Project B	\$230.5	May-14	Jan-20	Oct-21	Mar-24	May-25	Dec-25	Feb-26	Sep-29
 I-5, Yale Avenue to SR-55	\$200.4	May-14	Aug-18	May-21	TBD	TBD	TBD	TBD	TBD
Project B Cost/Schedule Risk	\$200.4	May-14	Jan-20	May-21	Jan-24	Mar-25	Jul-25	Oct-25	May-29
 I-5, SR-55 to SR-57	\$38.1	Jul-11	Jun-13	Jun-15	Mar-17	Jul-17	Sep-17	Dec-17	Apr-21
Project A	\$38.9	Jun-11	Apr-15	Jun-15	Jun-17	Dec-17	Mar-18	Nov-18	Jan-21
 SR-55, I-405 to I-5	\$410.9	Feb-11	Nov-13	Sep-17	Apr-20	Dec-20	Apr-21	May-22	Feb-27
Project F Cost/Schedule Risk	\$503.2	May-11	Aug-17	Sep-17	Apr-20	Sep-21	Dec-21	May-22	Feb-27

Capital Action Plan

Status Through June 2022












Updated: July 14, 2022

Capital Projects	Cost	Schedule							
	Baseline/Forecast	Plan/Forecast							
	(millions)	Begin Environmental	Complete Environmental	Begin Design	Complete Design	Construction Ready	Advertise Construction	Award Contract	Complete Construction
 SR-55, I-5 to SR-91 Project F	\$131.3 \$131.3	Dec-16 Dec-16	Jan-20 Mar-20	TBD Aug-22	TBD Jul-25	TBD Dec-25	TBD Apr-26	TBD Jul-26	TBD Sep-29
 SR-57 Northbound (NB), Orangewood Avenue to Katella Avenue Project G	\$71.8 \$71.8	Apr-16 Apr-16	Dec-18 Mar-19	Mar-22 Mar-22	TBD Jul-24	TBD Nov-24	TBD Mar-25	TBD Jul-25	TBD Feb-28
 SR-57 (NB), Katella Avenue to Lincoln Avenue Project G	\$78.7 \$38.0	Apr-08 Apr-08	Jul-09 Nov-09	Jul-08 Aug-08	Nov-10 Dec-10	Mar-11 Apr-11	May-11 Jul-11	Aug-11 Oct-11	Sep-14 Apr-15
 SR-57 (NB), Katella Avenue to Lincoln Avenue (Landscape) Project G	N/A N/A	N/A N/A	N/A N/A	N/A May-09	N/A Jul-10	N/A Jun-17	N/A Jul-17	N/A Sep-17	N/A Jun-18
 SR-57 (NB), Orangethorpe Avenue to Yorba Linda Boulevard Project G	\$80.2 \$52.3	Aug-05 Aug-05	Dec-07 Dec-07	Feb-08 Feb-08	Dec-09 Jul-09	Apr-10 Dec-09	Jun-10 May-10	Oct-10 Oct-10	May-14 Nov-14
 SR-57 (NB), Yorba Linda Boulevard to Lambert Road Project G	\$79.3 \$54.1	Aug-05 Aug-05	Dec-07 Dec-07	Feb-08 Feb-08	Dec-09 Jul-09	Apr-10 Mar-10	Jun-10 May-10	Oct-10 Oct-10	Sep-14 May-14
 SR-57 (NB), Orangethorpe Avenue to Lambert Road (Landscape) Project G	N/A N/A	N/A N/A	N/A N/A	N/A Oct-14	N/A Aug-17	N/A Dec-17	N/A Jan-18	N/A Feb-18	N/A Apr-19
 SR-57 (NB), Lambert Road to Tonner Canyon Project G	TBD TBD	TBD Sep-25	TBD May-28	TBD TBD	TBD TBD	TBD TBD	TBD TBD	TBD TBD	TBD TBD
 SR-91 Westbound (WB), I-5 to SR-57 Project H	\$78.1 \$59.2	Jul-07 Jul-07	Apr-10 Jun-10	Oct-09 Mar-10	Feb-12 Apr-12	Jul-12 Aug-12	Aug-12 Oct-12	Nov-12 Jan-13	Apr-16 Jun-16
 SR-91 Westbound (WB), I-5 to SR-57 (Landscape) Project H	N/A N/A	N/A N/A	N/A N/A	N/A Nov-14	N/A Aug-16	N/A Dec-16	N/A Feb-17	N/A Mar-17	N/A Nov-17
 SR-91, SR-55 to Lakeview Avenue (Segment 1) Project I	\$100.9 \$100.9	Jan-15 Jan-15	Oct-18 Jun-20	Mar-20 Mar-20	Jan-23 Jan-23	Aug-23 Aug-23	Oct-23 Oct-23	Feb-24 Feb-24	Sep-27 Sep-27
 SR-91, La Palma Avenue to SR-55 (Segment 2) Project I	\$208.4 \$208.4	Jan-15 Jan-15	Oct-18 Jun-20	Jun-20 Jun-20	Jul-23 Jul-23	Feb-24 Feb-24	Mar-24 Mar-24	Jul-24 Jul-24	Mar-28 Mar-28
 SR-91, Acacia Street to La Palma Avenue (Segment 3) Project I	\$116.2 \$116.2	Jan-15 Jan-15	Oct-18 Jun-20	Nov-20 Nov-20	Apr-24 Apr-24	Nov-24 Nov-24	Jan-25 Jan-25	Apr-25 Apr-25	Sep-28 Sep-28
 SR-91 (WB), Tustin Interchange to SR-55 Project I	\$49.9 \$42.5	Jul-08 Jul-08	Jul-11 May-11	Jul-11 Jun-11	Mar-13 Feb-13	Jul-13 Apr-13	Aug-13 Jun-13	Oct-13 Oct-13	Jul-16 Jul-16
 SR-91, SR-55 to SR-241 Project J	\$128.4 \$79.7	Jul-07 Jul-07	Jul-09 Apr-09	Jun-09 Apr-09	Jan-11 Aug-10	Apr-11 Dec-10	Jun-11 Feb-11	Sep-11 May-11	Dec-12 Mar-13

Capital Action Plan

Status Through June 2022











Updated: July 14, 2022

Capital Projects	Cost	Schedule							
	Baseline/Forecast	Plan/Forecast							
	(millions)	Begin Environmental	Complete Environmental	Begin Design	Complete Design	Construction Ready	Advertise Construction	Award Contract	Complete Construction
 SR-91, SR-55 to SR-241 (Landscape) Project J	N/A N/A	N/A N/A	N/A N/A	N/A May-12	N/A Feb-13	N/A Apr-13	N/A Jul-13	N/A Oct-13	N/A Feb-15
 SR-91 Eastbound, SR-241 to SR-71 Project J	\$104.5 \$57.8	Mar-05 Mar-05	Dec-07 Dec-07	Jul-07 Jul-07	Dec-08 Dec-08	Mar-09 May-09	May-09 Jun-09	Jul-09 Aug-09	Nov-10 Jan-11
91 Express Lanes to SR-241 Toll Connector	TBD TBD	N/A Nov-13	N/A Jan-20	N/A Jun-16	N/A Nov-22	N/A Apr-23	N/A Apr-23	N/A Sep-23	N/A Sep-26
 I-405, I-5 to SR-55 Project L	TBD TBD	Dec-14 Dec-14	Jul-18 Aug-18	TBD TBD	TBD TBD	TBD TBD	TBD TBD	TBD TBD	TBD TBD
 I-405, SR-55 to I-605 (Design-Build) Project K	\$2,080.2 \$2,080.2	Mar-09 Mar-09	Mar-13 May-15	Mar-14 Mar-14	Nov-15 Nov-15	Feb-16 Feb-16	Mar-16 Mar-16	Nov-16 Nov-16	Feb-24 Feb-24
I-405/SR-22 HOV Connector	\$195.9 \$120.8	N/A N/A	N/A N/A	Sep-07 Sep-07	Sep-09 Jun-09	Mar-10 Sep-09	May-10 Feb-10	Aug-10 Jun-10	Aug-14 Mar-15
I-405/I-605 HOV Connector	\$260.4 \$172.6	N/A N/A	N/A N/A	Sep-07 Sep-07	Sep-09 Sep-09	Mar-10 Feb-10	May-10 May-10	Oct-10 Oct-10	Jan-15 Mar-15
I-405/SR-22/I-605 HOV Connector (Landscape)	N/A N/A	N/A N/A	N/A N/A	N/A Jun-08	N/A May-09	N/A Feb-16	N/A May-16	N/A Jul-16	N/A Feb-18
 I-605, I-605/Katella Interchange Project M	\$29.0 \$29.0	Aug-16 Aug-16	Nov-18 Oct-18	Dec-20 Dec-20	Mar-23 Apr-23	Jul-23 Nov-23	Nov-23 Mar-24	Feb-24 Jun-24	Nov-25 Mar-26
Grade Separation Projects:									
 Sand Canyon Avenue Railroad Grade Separation Project R	\$55.6 \$61.9	N/A N/A	Sep-03 Sep-03	Jan-04 Jan-04	Jul-10 Jul-10	Jul-10 Jul-10	Oct-10 Oct-10	Feb-11 Feb-11	May-14 Jan-16
 Raymond Avenue Railroad Grade Separation Project O	\$77.2 \$126.2	Feb-09 Feb-09	Nov-09 Nov-09	Mar-10 Mar-10	Aug-12 Dec-12	Nov-12 Jul-13	Feb-13 Oct-13	May-13 Feb-14	Aug-18 May-18
 State College Boulevard Railroad Grade Separation (Fullerton) Project O	\$73.6 \$99.6	Dec-08 Dec-08	Jan-11 Apr-11	Jul-06 Jul-06	Aug-12 Feb-13	Nov-12 May-13	Feb-13 Sep-13	May-13 Feb-14	May-18 Mar-18
 Placentia Avenue Railroad Grade Separation Project O	\$78.2 \$64.5	Jan-01 Jan-01	May-01 May-01	Jan-09 Jan-09	Mar-10 Jun-10	May-10 Jan-11	Mar-11 Mar-11	Jun-11 Jul-11	Nov-14 Dec-14
 Kraemer Boulevard Railroad Grade Separation Project O	\$70.4 \$63.8	Jan-01 Jan-01	Sep-09 Sep-09	Jan-09 Feb-09	Jul-10 Jul-10	Jul-10 Jan-11	Apr-11 Jun-11	Aug-11 Sep-11	Oct-14 Dec-14
 Orangethorpe Avenue Railroad Grade Separation Project O	\$117.4 \$105.9	Jan-01 Jan-01	Sep-09 Sep-09	Feb-09 Feb-09	Dec-11 Oct-11	Dec-11 Apr-12	Feb-12 Sep-12	May-12 Jan-13	Sep-16 Oct-16

Capital Action Plan

Status Through June 2022

Updated: July 14, 2022

Capital Projects	Cost	Schedule							
	Baseline/Forecast	Plan/Forecast							
	(millions)	Begin Environmental	Complete Environmental	Begin Design	Complete Design	Construction Ready	Advertise Construction	Award Contract	Complete Construction
 Tustin Avenue/Rose Drive Railroad Grade Separation Project O	\$103.0 \$96.6	Jan-01 Jan-01	Sep-09 Sep-09	Feb-09 Feb-09	Dec-11 Jul-11	Mar-12 Jun-12	May-12 Oct-12	Aug-12 Feb-13	May-16 Oct-16
 Lakeview Avenue Railroad Grade Separation Project O	\$70.2 \$110.7	Jan-01 Jan-01	Sep-09 Sep-09	Feb-09 Feb-09	Oct-11 Jan-13	Oct-12 Apr-13	Feb-13 Sep-13	May-13 Nov-13	Mar-17 Jun-17
 17th Street Railroad Grade Separation Project R	TBD TBD	Oct-14 Oct-14	Jun-16 Nov-17	TBD TBD	TBD TBD	TBD TBD	TBD TBD	TBD TBD	TBD TBD
Rail and Station Projects:									
 Rail-Highway Grade Crossing Safety Enhancement Project R	\$94.4 \$90.4	Jan-08 Jan-08	Oct-08 Oct-08	Jan-08 Jan-08	Sep-08 Sep-08	Sep-08 Sep-08	Sep-08 Sep-08	Aug-09 Aug-09	Dec-11 Dec-11
 San Clemente Beach Trail Safety Enhancements Project R	\$6.0 \$5.0	Sep-10 Sep-10	Jul-11 Jul-11	Feb-12 Feb-12	Apr-12 Jun-12	Apr-12 Jun-12	Jul-12 Oct-12	Oct-12 May-13	Jan-14 Mar-14
San Juan Capistrano Passing Siding	\$25.3 \$33.5	Aug-11 Aug-11	Jan-13 Mar-14	Mar-15 Mar-15	May-16 Aug-18	May-16 Aug-18	Aug-16 Aug-18	Dec-16 Mar-19	Feb-21 Nov-20
 OC Streetcar Project Project S	\$526.1 \$526.1	Aug-09 Aug-09	Mar-12 Mar-15	Feb-16 Feb-16	Sep-17 Nov-17	Oct-17 Dec-17	Dec-17 Dec-17	Aug-18 Sep-18	Mar-24 Mar-24
 Placentia Metrolink Station and Parking Structure Project R	\$34.8 \$40.1	Jan-03 Jan-03	May-07 May-07	Oct-08 Oct-08	Jan-11 Feb-11	TBD TBD	TBD TBD	TBD TBD	TBD TBD
 Orange County Maintenance Facility Project R	TBD TBD	Apr-20 Apr-20	Apr-22 Dec-22	TBD TBD	TBD TBD	TBD TBD	TBD TBD	TBD TBD	TBD TBD
 Irvine Station Improvements Project R	TBD TBD	Jan-22 Jan-22	TBD Apr-24	TBD TBD	TBD TBD	TBD TBD	TBD TBD	TBD TBD	TBD TBD
Anaheim Canyon Station	\$27.9 \$34.2	Jan-16 Jan-16	Dec-16 Jun-17	Mar-19 Mar-18	May-19 Oct-20	May-19 Oct-20	Jul-19 Oct-20	Nov-19 Mar-21	Jan-23 Jan-23
Orange Station Parking Expansion	\$33.2 \$30.9	Dec-09 Dec-09	Dec-12 May-16	Nov-10 Nov-10	Apr-13 Apr-16	Jul-16 Jul-16	Jul-16 Jul-16	Nov-16 Jun-17	Feb-19 Feb-19
Fullerton Transportation Center - Elevator Upgrades	\$3.5 \$4.2	N/A N/A	N/A N/A	Jan-12 Jan-12	Dec-13 Dec-13	Dec-13 Dec-13	Jun-14 Aug-14	Sep-14 Apr-15	Mar-17 May-19
Laguna Niguel/Mission Viejo Station ADA Ramps	\$3.5 \$5.0	Jul-13 Jul-13	Jan-14 Feb-14	Jul-13 Jul-13	Aug-14 Jul-15	Aug-14 Jul-15	Sep-14 Jul-15	Jan-15 Oct-15	Apr-17 Sep-17
 Anaheim Regional Transportation Intermodal Center Project R & T	\$227.4 \$232.2	Apr-09 Apr-09	Feb-11 Feb-12	Jun-09 Jun-09	Feb-12 May-12	Feb-12 May-12	May-12 May-12	Jul-12 Sep-12	Nov-14 Dec-14

Capital Action Plan

Status Through June 2022

Updated: July 14, 2022

Capital Projects	Cost		Schedule						
	Baseline/Forecast		Plan/Forecast						
	(millions)		Begin Environmental	Complete Environmental	Begin Design	Complete Design	Construction Ready	Advertise Construction	Award Contract

Note: Costs associated with landscape projects are included in respective freeway projects.

Grey = Milestone achieved

Green = Forecast milestone meets or exceeds plan

Yellow = Forecast milestone is one to three months later than plan

Red = Forecast milestone is over three months later than plan

Begin Environmental: The date work on the environmental clearance, project report, or preliminary engineering phase begins.

Complete Environmental: The date environmental clearance and project approval is achieved.

Begin Design: The date final design work begins, or the date when a design-build contract begins.

Complete Design: The date final design work is 100 percent complete and approved.

Construction Ready: The date contract bid documents are ready for advertisement, including certification of right-of-way, all agreements executed, contract constraints are cleared.

Advertise for Construction: The date a construction contract is both funded and advertised for bids.

Award Contract: The date the construction contract is awarded.

Construction Complete: The date all construction work is completed and the project is open to public use.

Acronyms

I-5 - Santa Ana Freeway (Interstate 5)

SR-73 - San Joaquin Freeway (State Route 73)

SR-55 - Costa Mesa Freeway (State Route 55)

SR-57 - Orange Freeway (State Route 57)

SR-91 - Riverside Freeway (State Route 91)

SR-22 - Garden Grove Freeway (State Route 22)

I-405 - San Diego Freeway (Interstate 405)

SR-241 - Foothill/Eastern Transportation Corridor (State Route 241)

I-605 - San Gabriel River Freeway (Interstate 605)

HOV - High-Occupancy Vehicle

ADA - Americans with Disabilities Act

Capital Programs Division Fiscal Year 2021-22 Performance Metrics Through June 2022

Begin Environmental

Project Description	FY 22 Qtr 1		FY 22 Qtr 2		FY 22 Qtr 3		FY 22 Qtr 4		FY 22
	Fcst	Actual	Fcst	Actual	Fcst	Actual	Fcst	Actual	Fcst
Irvine Station Improvements			X			✓			
Total Forecast/Actual	0	0	1	0	0	1	0	0	1

Complete Environmental

Project Description	FY 22 Qtr 1		FY 22 Qtr 2		FY 22 Qtr 3		FY 22 Qtr 4		FY 22
	Fcst	Actual	Fcst	Actual	Fcst	Actual	Fcst	Actual	Fcst
No "Complete Environmental" Milestones Scheduled for FY 2021-22									
Total Forecast/Actual	0	0	0	0	0	0	0	0	0

Begin Design

Project Description	FY 22 Qtr 1		FY 22 Qtr 2		FY 22 Qtr 3		FY 22 Qtr 4		FY 22
	Fcst	Actual	Fcst	Actual	Fcst	Actual	Fcst	Actual	Fcst
I-5, I-405 to Yale Avenue			X	✓					
SR-57, Orangewood Avenue to Katella Avenue					X	✓			
SR-55, I-5 to SR-91							X		(missed)
Total Forecast/Actual	0	0	1	1	1	1	1	0	3

Complete Design

Project Description	FY 22 Qtr 1		FY 22 Qtr 2		FY 22 Qtr 3		FY 22 Qtr 4		FY 22
	Fcst	Actual	Fcst	Actual	Fcst	Actual	Fcst	Actual	Fcst
No "Complete Design" Milestones Scheduled for FY 2021-22									
Total Forecast/Actual	0	0	0	0	0	0	0	0	0

Construction Ready

Project Description	FY 22 Qtr 1		FY 22 Qtr 2		FY 22 Qtr 3		FY 22 Qtr 4		FY 22
	Fcst	Actual	Fcst	Actual	Fcst	Actual	Fcst	Actual	Fcst
SR-55, I-405 to I-5	X	✓							
Total Forecast/Actual	1	1	0	0	0	0	0	0	1

Advertise Construction

Project Description	FY 22 Qtr 1		FY 22 Qtr 2		FY 22 Qtr 3		FY 22 Qtr 4		FY 22
	Fcst	Actual	Fcst	Actual	Fcst	Actual	Fcst	Actual	Fcst
SR-55, I-405 to I-5			X	✓					
Total Forecast/Actual	0	0	1	1	0	0	0	0	1

Capital Programs Division Fiscal Year 2021-22 Performance Metrics Through June 2022

Award Contract

Project Description	FY 22 Qtr 1		FY 22 Qtr 2		FY 22 Qtr 3		FY 22 Qtr 4		FY 22
	Fcst	Actual	Fcst	Actual	Fcst	Actual	Fcst	Actual	Fcst
SR-55, I-405 to I-5							X	✔	
Total Forecast/Actual	0	0	0	0	0	0	1	1	1

Complete Construction

Project Description	FY 22 Qtr 1		FY 22 Qtr 2		FY 22 Qtr 3		FY 22 Qtr 4		FY 22
	Fcst	Actual	Fcst	Actual	Fcst	Actual	Fcst	Actual	Fcst
No "Complete Construction" milestones scheduled for FY 2021-22									
Total Forecast/Actual	0	0	0	0	0	0	0	0	0

Totals	1	1	3	2	1	2	2	1	7
--------	---	---	---	---	---	---	---	---	---

Begin Environmental: The date work on the environmental clearance, project report, or preliminary engineering phase begins.

Complete Environmental: The date environmental clearance and project approval is achieved.

Begin Design: The date final design work begins or the date when a design-build contract begins.

Complete Design: The date final design work is 100 percent complete and approved.

Construction Ready: The date contract bid documents are ready for advertisement, right-of-way certified, all agreements executed, and contract constraints are cleared.

Advertise for Construction: The date a construction contract is both funded and advertised for bids.

Award Contract: The date the construction contract is awarded.

Construction Complete: The date all construction work is completed and the project is open to public use.

Acronyms

I-5 - Santa Ana Freeway (Interstate 5)

I-405 - San Diego Freeway (Interstate 405)

SR-55 - Costa Mesa Freeway (State Route 55)

SR-57 - Orange Freeway (State Route 57)

SR-91 - Riverside Freeway (State Route 91)

FY - fiscal year

X = milestone forecast in quarter

✔ = milestone accomplished in quarter

Capital Programs Division Fiscal Year 2022-23 Performance Metrics Plan

Begin Environmental

Project Description	FY 23 Qtr 1		FY 23 Qtr 2		FY 23 Qtr 3		FY 23 Qtr 4		FY 23
	Fcst	Actual	Fcst	Actual	Fcst	Actual	Fcst	Actual	Fcst
No "Begin Environmental" Milestones Scheduled for FY 2022-23									
Total Forecast/Actual	0	0	0	0	0	0	0	0	0

Complete Environmental

Project Description	FY 23 Qtr 1		FY 23 Qtr 2		FY 23 Qtr 3		FY 23 Qtr 4		FY 23
	Fcst	Actual	Fcst	Actual	Fcst	Actual	Fcst	Actual	Fcst
Orange County Maintenance Facility			X						
Total Forecast/Actual	0	0	1	0	0	0	0	0	1

Begin Design

Project Description	FY 23 Qtr 1		FY 23 Qtr 2		FY 23 Qtr 3		FY 23 Qtr 4		FY 23
	Fcst	Actual	Fcst	Actual	Fcst	Actual	Fcst	Actual	Fcst
SR-55, I-5 to SR-91	X								
I-5, SR-73 to El Toro Road Interchange (Landscape)					X				
Total Forecast/Actual	1	0	0	0	1	0	0	0	2

Complete Design

Project Description	FY 23 Qtr 1		FY 23 Qtr 2		FY 23 Qtr 3		FY 23 Qtr 4		FY 23
	Fcst	Actual	Fcst	Actual	Fcst	Actual	Fcst	Actual	Fcst
91 Express lanes to SR-241 Toll Connector			X						
SR-91, SR-55 to Lakeview Avenue (Segment 1)					X				
I-605, I-605/Katella Interchange							X		
Total Forecast/Actual	0	0	1	0	1	0	1	0	3

Construction Ready

Project Description	FY 23 Qtr 1		FY 23 Qtr 2		FY 23 Qtr 3		FY 23 Qtr 4		FY 23
	Fcst	Actual	Fcst	Actual	Fcst	Actual	Fcst	Actual	Fcst
91 Express lanes to SR-241 Toll Connector							X		
Total Forecast/Actual	0	0	0	0	0	0	1	0	1

Advertise Construction

Project Description	FY 23 Qtr 1		FY 23 Qtr 2		FY 23 Qtr 3		FY 23 Qtr 4		FY 23
	Fcst	Actual	Fcst	Actual	Fcst	Actual	Fcst	Actual	Fcst
91 Express lanes to SR-241 Toll Connector							X		
Total Forecast/Actual	0	0	0	0	0	0	1	0	1

Award Contract

Project Description	FY 23 Qtr 1		FY 23 Qtr 2		FY 23 Qtr 3		FY 23 Qtr 4		FY 23
	Fcst	Actual	Fcst	Actual	Fcst	Actual	Fcst	Actual	Fcst
No "Award Contract" Milestones Scheduled for FY 2022-23									
Total Forecast/Actual	0	0	0	0	0	0	0	0	0

Capital Programs Division

Fiscal Year 2022-23 Performance Metrics Plan

Complete Construction

Project Description	FY 23 Qtr 1		FY 23 Qtr 2		FY 23 Qtr 3		FY 23 Qtr 4		FY 23
	Fcst	Actual	Fcst	Actual	Fcst	Actual	Fcst	Actual	Fcst
Anaheim Canyon Station					X				
Total Forecast/Actual	0	0	0	0	1	0	0	0	1

Totals	1	0	2	0	3	0	3	0	9
--------	---	---	---	---	---	---	---	---	---

Begin Environmental: The date work on the environmental clearance, project report, or preliminary engineering phase begins.

Complete Environmental: The date environmental clearance and project approval is achieved.

Begin Design: The date final design work begins or the date when a design-build contract begins.

Complete Design: The date final design work is 100 percent complete and approved.

Construction Ready: The date contract bid documents are ready for advertisement, right-of-way certified, all agreements executed, and contract constraints are cleared.

Advertise for Construction: The date a construction contract is both funded and advertised for bids.

Award Contract: The date the construction contract is awarded.

Construction Complete: The date all construction work is completed and the project is open to public use.

Acronyms

I-5 - Santa Ana Freeway (Interstate 5)

SR-73 - San Joaquin Freeway (State Route 73)

SR-55 - Costa Mesa Freeway (State Route 55)

SR-91 - Riverside Freeway (State Route 91)

I-605 - San Gabriel River Freeway (Interstate 605)

SR-241 - Foothill/Eastern Transportation Corridor (State Route 241)

X = milestone forecast in quarter

✔ = milestone accomplished in quarter