



**Orange County Transportation Authority  
Riverside County Transportation Commission**



Status Report  
March 2019

As of March 31, 2019

---

---

## Table of Contents

Operations Overview OCTA.....	3
Traffic and Revenue Statistics for OCTA.....	3
OCTA Traffic and Revenue Summary.....	5
OCTA Eastbound Peak-Hour Volumes .....	6
OCTA Westbound Peak-Hour Volumes .....	7
OCTA Operational Highlights .....	8
Financial Highlights OCTA .....	10
Operations Overview RCTC.....	11
Traffic and Revenue Statistics for RCTC.....	11
RCTC Traffic and Revenue Summary.....	13
RCTC Peak-Hour Volumes .....	14
RCTC Eastbound Peak-Hour Volumes .....	15
RCTC Westbound Peak-Hour Volumes .....	17
RCTC Operational Highlights .....	19
Financial Highlights RCTC .....	20
Joint Agency Trip and Revenue Statistics .....	21
Joint Agency Traffic Statistics .....	21
Joint Agency Performance Measures.....	22
Joint Agency Transponder Distribution.....	22
Number of Accounts by Fiscal Year .....	23
Incoming Email Activity .....	23

# OPERATIONS OVERVIEW OCTA

## TRAFFIC AND REVENUE STATISTICS FOR OCTA

Total traffic volume on the OCTA 91 Express Lanes for March 2019 was 1,539,257. This represents a daily average of 49,653. This is a 7.9% increase in total traffic volume from the same period last year when traffic levels totaled 1,426,785. Potential toll revenue for the month was \$4,542,427 which represents an increase of 4.8% from the prior year's total of \$4,332,856. Carpool percentage for the month was 26.10% as compared to the previous year's rate of 24.14%.

Month-to-date traffic and revenue data are summarized in the table below. The following trip and revenue statistics tables represent all trips taken on the OCTA 91 Express Lanes and associated potential revenue for the month of March 2019.

### Current Month-to-Date (MTD) as of March 31, 2019

Trips	Mar-19 MTD Actual	Stantec MTD Projected	# Variance	% Variance	Mar-18 MTD Actual	Yr-to-Yr % Variance
Full Toll Lanes	1,137,488	1,153,394	(15,906)	(1.4%)	1,082,329	5.1%
3+ Lanes	401,769	328,031	73,738	22.5%	344,456	16.6%
Total Gross Trips	1,539,257	1,481,425	57,832	3.9%	1,426,785	7.9%
<b>Revenue</b>						
Full Toll Lanes	\$4,464,988	\$4,628,209	(\$163,222)	(3.5%)	\$4,254,736	4.9%
3+ Lanes	\$77,440	\$88,293	(\$10,853)	(12.3%)	\$78,121	(0.9%)
Total Gross Revenue	\$4,542,427	\$4,716,502	(\$174,075)	(3.7%)	\$4,332,856	4.8%
<b>Average Revenue per Trip</b>						
Average Full Toll Lanes	\$3.93	\$4.01	(\$0.08)	(2.0%)	\$3.93	0.0%
Average 3+ Lanes	\$0.19	\$0.27	(\$0.08)	(29.6%)	\$0.23	(17.4%)
Average Gross Revenue	\$2.95	\$3.18	(\$0.23)	(7.2%)	\$3.04	(3.0%)

The 2019 fiscal year-to-date traffic volume increased by 5.6% and potential toll revenue increased by 5.3%, when compared with the same period last year. Year-to-date average revenue per-trip is \$2.97.

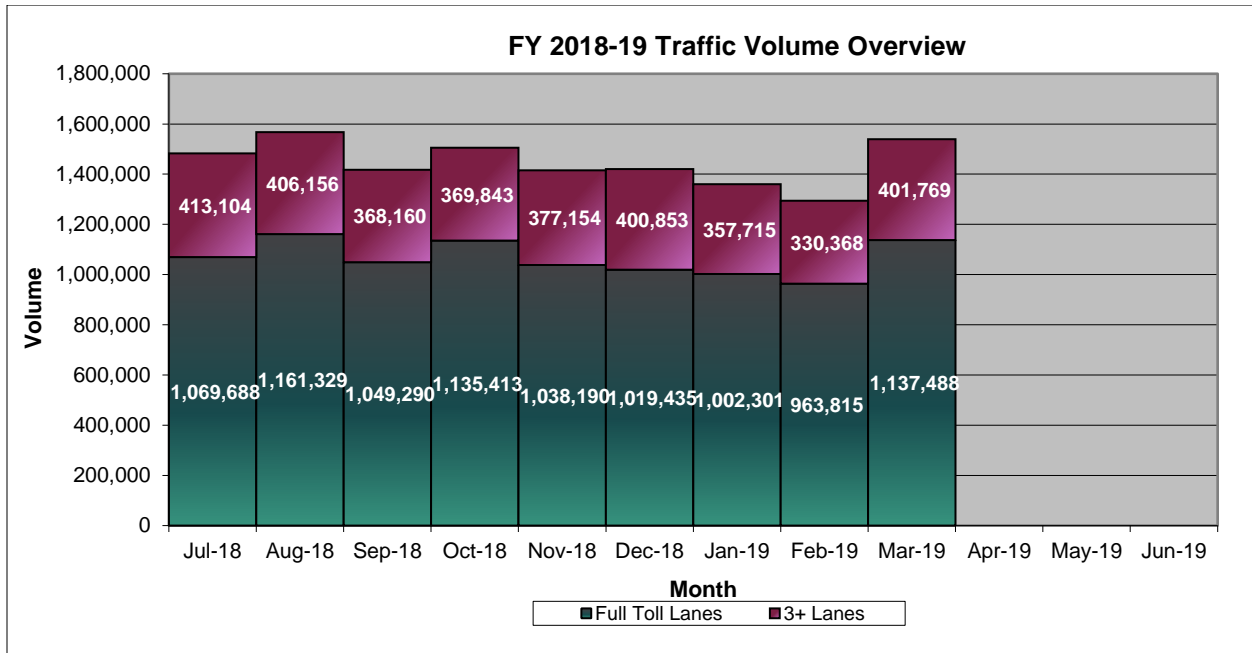
Fiscal year-to-date traffic and revenue data are summarized in the table below. The following trip and revenue statistics tables represent all trips taken on the OCTA 91 Express Lanes and associated potential revenue for the months of July 2018 through March 2019.

**FY 2018-19 Year to Date as of March 31, 2019**

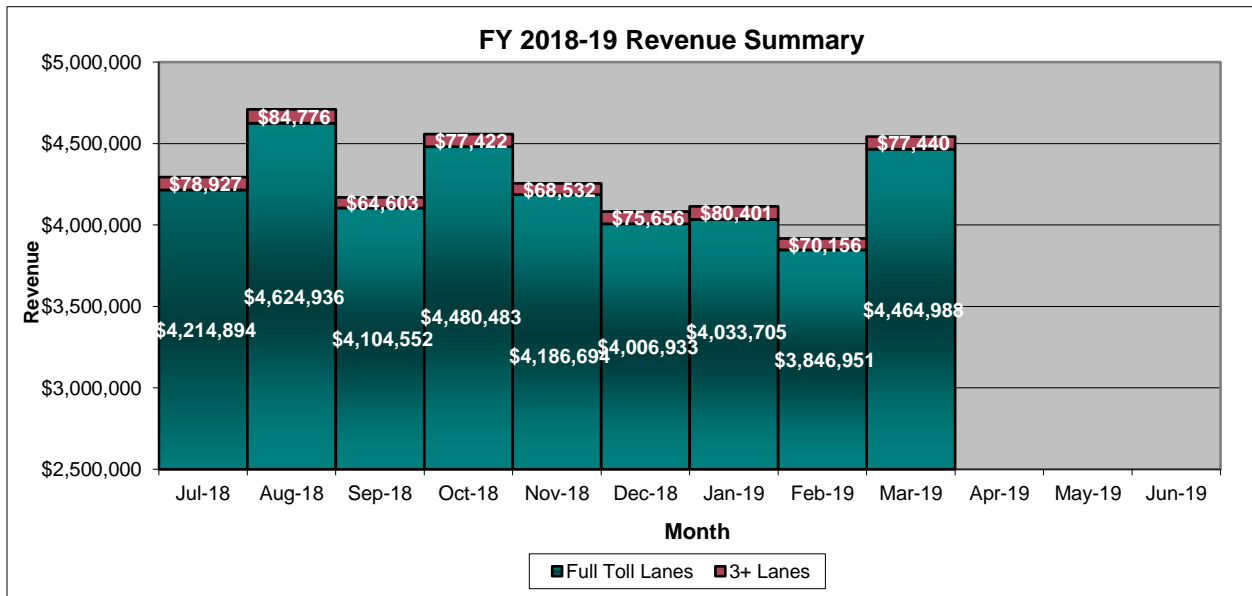
<b>Trips</b>	<b>FY 2018-19 YTD Actual</b>	<b>Stantec YTD Projected</b>	<b># Variance</b>	<b>% Variance</b>	<b>FY 2017-18 YTD Actual</b>	<b>Yr-to-Yr % Variance</b>
Full Toll Lanes	9,576,949	9,806,806	(229,857)	(2.3%)	9,242,469	3.6%
3+ Lanes	3,425,122	2,944,745	480,377	16.3%	3,068,327	11.6%
Total Gross Trips	13,002,071	12,751,551	250,520	2.0%	12,310,796	5.6%
<b>Revenue</b>						
Full Toll Lanes	\$37,964,136	\$39,190,636	(\$1,226,500)	(3.1%)	\$36,055,265	5.3%
3+ Lanes	\$677,913	\$747,570	(\$69,657)	(9.3%)	\$651,329	4.1%
Total Gross Revenue	\$38,642,049	\$39,938,205	(\$1,296,157)	(3.2%)	\$36,706,594	5.3%
<b>Average Revenue per Trip</b>						
Average Full Toll Lanes	\$3.96	\$4.00	(\$0.04)	(1.0%)	\$3.90	1.5%
Average 3+ Lanes	\$0.20	\$0.25	(\$0.05)	(20.0%)	\$0.21	(4.8%)
Average Gross Revenue	\$2.97	\$3.13	(\$0.16)	(5.1%)	\$2.98	(0.3%)

## OCTA Traffic and Revenue Summary

The chart below reflects the total trips breakdown between Full Toll trips and HOV3+ trips for FY 2018-19 on a monthly basis.



The chart below reflects the gross potential revenue breakdown between Full Toll trips and HOV3+ trips for FY 2018-19 on a monthly basis.



Peak traffic hour in the eastbound direction reached or exceeded 90% or more of defined capacity 20 times during the month of March 2019. As demonstrated on the next chart, westbound peak hour traffic volumes top out at 80% of defined capacity.

## OCTA EASTBOUND PEAK-HOUR VOLUMES

PM Time	Monday 02/25/19				Tuesday 02/26/19				Wednesday 02/27/19				Thursday 02/28/19				Friday 03/01/19			
	Price	HOV	Vol.	Cap.	Price	HOV	Vol.	Cap.	Price	HOV	Vol.	Cap.	Price	HOV	Vol.	Cap.	Price	HOV	Vol.	Cap.
1400 - 1500																	<b>\$6.35</b>	<b>584</b>	<b>3,292</b>	<b>97%</b>
1500 - 1600																	\$9.65	718	2,738	81%
1600 - 1700																	\$9.45	496	2,785	82%
1700 - 1800																	\$6.90	622	2,896	85%
1800 - 1900																	\$6.40	748	2,940	86%
1900 - 2000																	\$5.95	650	2,123	62%

PM Time	Monday 03/04/19				Tuesday 03/05/19				Wednesday 03/06/19				Thursday 03/07/19				Friday 03/08/19			
	Price	HOV	Vol.	Cap.	Price	HOV	Vol.	Cap.	Price	HOV	Vol.	Cap.	Price	HOV	Vol.	Cap.	Price	HOV	Vol.	Cap.
1400 - 1500	\$5.05	454	2,577	76%	\$5.05	423	2,798	82%	\$5.05	395	2,596	76%	\$5.95	479	3,035	89%	<b>\$6.35</b>	<b>558</b>	<b>3,278</b>	<b>96%</b>
1500 - 1600	\$5.40	621	2,953	87%	\$5.65	662	2,809	83%	\$7.00	690	2,791	82%	<b>\$6.00</b>	<b>738</b>	<b>3,336</b>	<b>98%</b>	\$9.65	719	2,576	76%
1600 - 1700	\$5.25	489	2,929	86%	\$5.50	519	2,991	88%	<b>\$6.75</b>	<b>506</b>	<b>3,163</b>	<b>93%</b>	\$8.80	546	2,977	88%	\$9.45	466	2,724	80%
1700 - 1800	\$5.20	584	3,118	92%	\$5.40	532	2,753	81%	\$6.90	360	2,186	64%	\$9.20	490	2,502	74%	\$6.90	598	2,861	84%
1800 - 1900	<b>\$5.40</b>	<b>744</b>	<b>2,839</b>	<b>84%</b>	\$3.85	707	2,951	87%	\$3.85	562	2,313	68%	\$4.75	726	2,988	88%	\$6.40	731	2,809	83%
1900 - 2000	\$3.75	499	1,839	54%	\$3.75	557	2,308	68%	\$3.75	450	1,674	49%	\$5.50	596	2,220	65%	\$5.95	701	2,343	69%

PM Time	Monday 03/11/19				Tuesday 03/12/19				Wednesday 03/13/19				Thursday 03/14/19				Friday 03/15/19			
	Price	HOV	Vol.	Cap.	Price	HOV	Vol.	Cap.	Price	HOV	Vol.	Cap.	Price	HOV	Vol.	Cap.	Price	HOV	Vol.	Cap.
1400 - 1500	\$5.05	424	2,525	74%	\$5.05	428	2,826	83%	\$5.05	481	2,877	85%	<b>\$5.95</b>	<b>534</b>	<b>3,235</b>	<b>95%</b>	<b>\$6.35</b>	<b>543</b>	<b>3,177</b>	<b>93%</b>
1500 - 1600	\$5.40	615	2,938	86%	\$5.65	641	2,821	83%	\$7.00	669	3,037	89%	\$6.00	650	3,030	89%	\$9.65	676	2,689	79%
1600 - 1700	\$5.25	473	2,919	86%	\$5.50	472	2,839	84%	<b>\$6.75</b>	<b>554</b>	<b>3,321</b>	<b>98%</b>	\$8.80	521	2,652	78%	\$9.45	431	2,385	70%
1700 - 1800	\$5.20	537	2,923	86%	\$5.40	541	2,901	85%	\$6.90	467	2,665	78%	\$9.20	468	2,430	71%	\$6.90	589	2,678	79%
1800 - 1900	\$5.40	706	2,805	83%	\$3.85	601	2,934	86%	<b>\$3.85</b>	<b>661</b>	<b>3,090</b>	<b>91%</b>	\$4.75	611	2,752	81%	\$6.40	615	2,752	81%
1900 - 2000	\$3.75	439	1,599	47%	\$3.75	606	2,439	72%	\$3.75	590	2,238	66%	\$5.50	778	2,906	85%	\$5.95	687	2,351	69%

PM Time	Monday 03/18/19				Tuesday 03/19/19				Wednesday 03/20/19				Thursday 03/21/19				Friday 03/22/19			
	Price	HOV	Vol.	Cap.	Price	HOV	Vol.	Cap.	Price	HOV	Vol.	Cap.	Price	HOV	Vol.	Cap.	Price	HOV	Vol.	Cap.
1400 - 1500	\$5.05	478	2,624	77%	\$5.05	449	2,841	84%	\$5.05	449	2,921	86%	<b>\$5.95</b>	<b>495</b>	<b>3,156</b>	<b>93%</b>	<b>\$6.35</b>	<b>570</b>	<b>3,233</b>	<b>95%</b>
1500 - 1600	\$5.40	671	2,908	86%	\$5.65	672	2,864	84%	\$7.00	631	2,640	78%	<b>\$6.00</b>	<b>696</b>	<b>3,389</b>	<b>100%</b>	\$9.65	688	2,711	80%
1600 - 1700	<b>\$5.25</b>	<b>574</b>	<b>3,186</b>	<b>94%</b>	\$5.50	452	2,828	83%	\$6.75	486	2,915	86%	\$8.80	580	2,805	83%	\$9.45	533	2,892	85%
1700 - 1800	<b>\$5.20</b>	<b>558</b>	<b>3,105</b>	<b>91%</b>	\$5.40	553	2,994	88%	\$6.90	500	2,567	76%	\$9.20	425	2,018	59%	\$6.90	614	2,966	87%
1800 - 1900	\$5.40	602	2,700	79%	<b>\$3.85</b>	<b>714</b>	<b>3,065</b>	<b>90%</b>	\$3.85	566	2,812	83%	\$4.75	603	2,618	77%	\$6.40	728	2,868	84%
1900 - 2000	\$3.75	492	1,913	56%	\$3.75	648	2,547	75%	\$3.75	657	2,567	76%	\$5.50	676	2,608	77%	\$5.95	617	2,193	65%

PM Time	Monday 03/25/19				Tuesday 03/26/19				Wednesday 03/27/19				Thursday 03/28/19				Friday 03/29/19			
	Price	HOV	Vol.	Cap.	Price	HOV	Vol.	Cap.	Price	HOV	Vol.	Cap.	Price	HOV	Vol.	Cap.	Price	HOV	Vol.	Cap.
1400 - 1500	\$5.05	527	2,566	75%	\$5.05	483	2,859	84%	\$5.05	523	2,986	88%	<b>\$5.95</b>	<b>524</b>	<b>3,175</b>	<b>93%</b>	<b>\$6.35</b>	<b>615</b>	<b>3,278</b>	<b>96%</b>
1500 - 1600	\$5.40	738	3,029	89%	\$5.65	748	2,864	84%	\$7.00	760	2,994	88%	<b>\$6.00</b>	<b>694</b>	<b>3,123</b>	<b>92%</b>	\$9.65	740	2,633	77%
1600 - 1700	\$5.25	525	2,890	85%	\$5.50	539	2,960	87%	<b>\$6.75</b>	<b>569</b>	<b>3,169</b>	<b>93%</b>	\$8.80	612	2,950	87%	\$9.45	561	2,764	81%
1700 - 1800	\$5.20	614	2,998	88%	\$5.40	597	3,002	88%	\$6.90	529	2,700	79%	\$9.20	545	2,529	74%	\$6.90	615	2,887	85%
1800 - 1900	\$5.40	709	2,904	85%	\$3.85	690	2,933	86%	<b>\$3.85</b>	<b>732</b>	<b>3,120</b>	<b>92%</b>	\$4.75	635	2,847	84%	\$6.40	736	2,849	84%
1900 - 2000	\$3.75	528	1,842	54%	\$3.75	655	2,596	76%	\$3.75	662	2,565	75%	\$5.50	841	2,969	87%	\$5.95	734	2,352	69%

## OCTA WESTBOUND PEAK-HOUR VOLUMES

AM Time	Monday 02/25/19				Tuesday 02/26/19				Wednesday 02/27/19				Thursday 02/28/19				Friday 03/01/19			
	Price	HOV	Vol.	Cap.	Price	HOV	Vol.	Cap.	Price	HOV	Vol.	Cap.	Price	HOV	Vol.	Cap.	Price	HOV	Vol.	Cap.
0400 - 0500																	\$3.00	699	1,983	58%
0500 - 0600																	\$4.60	788	2,434	72%
0600 - 0700																	\$4.85	657	2,127	63%
0700 - 0800																	\$5.40	487	1,937	57%
0800 - 0900																	\$4.85	312	1,918	56%
0900 - 1000																	\$4.00	287	2,014	59%

AM Time	Monday 03/04/19				Tuesday 03/05/19				Wednesday 03/06/19				Thursday 03/07/19				Friday 03/08/19			
	Price	HOV	Vol.	Cap.	Price	HOV	Vol.	Cap.	Price	HOV	Vol.	Cap.	Price	HOV	Vol.	Cap.	Price	HOV	Vol.	Cap.
0400 - 0500	\$3.00	787	2,467	73%	\$3.00	813	2,391	70%	\$3.00	738	2,120	62%	\$3.00	843	2,540	75%	\$3.00	705	1,924	57%
0500 - 0600	\$4.85	890	2,487	73%	\$4.85	922	2,625	77%	\$4.85	795	2,189	64%	\$4.85	894	2,509	74%	\$4.60	800	2,336	69%
0600 - 0700	\$5.05	622	2,177	64%	\$5.05	610	2,120	62%	\$5.05	644	2,050	60%	\$5.05	668	2,185	64%	\$4.85	665	2,174	64%
0700 - 0800	\$5.55	560	2,174	64%	\$5.55	506	2,130	63%	\$5.55	468	1,908	56%	\$5.55	466	2,049	60%	\$5.40	475	1,856	55%
0800 - 0900	\$5.05	358	2,266	67%	\$5.05	352	2,108	62%	\$5.05	306	1,914	56%	\$5.05	353	2,016	59%	\$4.85	319	1,970	58%
0900 - 1000	\$4.00	305	2,062	61%	\$4.00	303	2,182	64%	\$4.00	330	2,036	60%	\$4.00	312	2,214	65%	\$4.00	326	1,909	56%

AM Time	Monday 03/11/19				Tuesday 03/12/19				Wednesday 03/13/19				Thursday 03/14/19				Friday 03/15/19			
	Price	HOV	Vol.	Cap.	Price	HOV	Vol.	Cap.	Price	HOV	Vol.	Cap.	Price	HOV	Vol.	Cap.	Price	HOV	Vol.	Cap.
0400 - 0500	\$3.00	798	2,465	73%	\$3.00	788	2,341	69%	\$3.00	810	2,369	70%	\$3.00	805	2,422	71%	\$3.00	700	1,995	59%
0500 - 0600	\$4.85	885	2,440	72%	\$4.85	947	2,640	78%	\$4.85	898	2,479	73%	\$4.85	937	2,499	74%	\$4.60	838	2,393	70%
0600 - 0700	\$5.05	648	2,038	60%	\$5.05	631	1,975	58%	\$5.05	656	2,166	64%	\$5.05	669	2,185	64%	\$4.85	673	2,076	61%
0700 - 0800	\$5.55	493	2,037	60%	\$5.55	503	2,172	64%	\$5.55	549	2,158	63%	\$5.55	538	2,170	64%	\$5.40	474	1,836	54%
0800 - 0900	\$5.05	322	1,992	59%	\$5.05	353	2,208	65%	\$5.05	320	2,130	63%	\$5.05	445	2,185	64%	\$4.85	320	1,855	55%
0900 - 1000	\$4.00	267	1,888	56%	\$4.00	279	2,183	64%	\$4.00	317	2,128	63%	\$4.00	314	2,163	64%	\$4.00	279	1,833	54%

AM Time	Monday 03/18/19				Tuesday 03/19/19				Wednesday 03/20/19				Thursday 03/21/19				Friday 03/22/19			
	Price	HOV	Vol.	Cap.	Price	HOV	Vol.	Cap.	Price	HOV	Vol.	Cap.	Price	HOV	Vol.	Cap.	Price	HOV	Vol.	Cap.
0400 - 0500	\$3.00	798	2,518	74%	\$3.00	809	2,465	73%	\$3.00	812	2,386	70%	\$3.00	827	2,436	72%	\$3.00	720	1,970	58%
0500 - 0600	\$4.85	914	2,560	75%	\$4.85	966	2,672	79%	\$4.85	848	2,327	68%	\$4.85	910	2,461	72%	\$4.60	863	2,453	72%
0600 - 0700	\$5.05	639	2,070	61%	\$5.05	631	2,096	62%	\$5.05	700	2,241	66%	\$5.05	666	2,198	65%	\$4.85	628	2,084	61%
0700 - 0800	\$5.55	535	2,130	63%	\$5.55	530	2,205	65%	\$5.55	503	2,214	65%	\$5.55	530	2,270	67%	\$5.40	503	2,005	59%
0800 - 0900	\$5.05	348	2,162	64%	\$5.05	351	2,190	64%	\$5.05	323	2,129	63%	\$5.05	338	2,139	63%	\$4.85	343	1,971	58%
0900 - 1000	\$4.00	340	2,080	61%	\$4.00	306	2,140	63%	\$4.00	272	1,992	59%	\$4.00	299	2,197	65%	\$4.00	346	1,847	54%

AM Time	Monday 03/25/19				Tuesday 03/26/19				Wednesday 03/27/19				Thursday 03/28/19				Friday 03/29/19			
	Price	HOV	Vol.	Cap.	Price	HOV	Vol.	Cap.	Price	HOV	Vol.	Cap.	Price	HOV	Vol.	Cap.	Price	HOV	Vol.	Cap.
0400 - 0500	\$3.00	809	2,455	72%	\$3.00	833	2,430	71%	\$3.00	869	2,472	73%	\$3.00	768	2,255	66%	\$3.00	724	1,971	58%
0500 - 0600	\$4.85	928	2,511	74%	\$4.85	981	2,729	80%	\$4.85	908	2,473	73%	\$4.85	976	2,620	77%	\$4.60	811	2,413	71%
0600 - 0700	\$5.05	637	2,107	62%	\$5.05	680	2,133	63%	\$5.05	679	2,127	63%	\$5.05	684	2,200	65%	\$4.85	663	2,290	67%
0700 - 0800	\$5.55	552	2,122	62%	\$5.55	558	2,248	66%	\$5.55	606	2,272	67%	\$5.55	591	2,349	69%	\$5.40	493	2,036	60%
0800 - 0900	\$5.05	414	2,225	65%	\$5.05	418	2,237	66%	\$5.05	371	2,056	60%	\$5.05	422	2,224	65%	\$4.85	386	2,074	61%
0900 - 1000	\$4.00	426	2,138	63%	\$4.00	407	2,209	65%	\$4.00	427	2,118	62%	\$4.00	473	2,388	70%	\$4.00	276	1,560	46%

---

## OCTA OPERATIONAL HIGHLIGHTS

### **On-road Operations**

OCTA Customer Assistance Specialists (CAS) responded to 113 calls during the month of March. Of those calls, 94 were to assist disabled vehicles and 8 calls to remove debris. The CAS provided assistance to 7 accidents in the Express Lanes and 4 accidents originating from the SR91 general-purpose lanes.

### **Electronic Toll and Traffic Management System Project Update**

An agreement with Kapsch TrafficCom USA, Inc., (Kapsch) was executed in June 2018 to provide toll lane system integrator services for the design, installation, operations, and maintenance of the electronic toll and traffic management system for the 91 Express Lanes. During the month, Kapsch has developed several project plans and documentations and held weekly coordination meetings with OCTA and Cofiroute in preparation for the transition to the new lane system. This new lane system will be able to read the new 6C protocol as well as the current Title 21 protocol. Following RCTC's completion of their lane system installation on the 91 Express Lanes, OCTA will commence installation on the Orange County segment. It is anticipated the OCTA lane system equipment at the gantries will be replaced in summer 2019.

### **6C Transition Update**

In addition to the lane system replacement, the back-office system will need to be modified in order to process the new transponders and changes to the customer account plans. Modification to the back-office system will commence when the lane system installations for both OCTA and RCTC have been completed. Distribution of the new 6C transponders to customers will begin after the back-office system changes have been made. OCTA and RCTC have prepared a series of customer communication to be provided to customers to facilitate the transition to the new protocol and changes to the account plans.

### **Amendment to the Three-Party Operating Agreement**

As referenced above, due to the back-office system changes, an amendment to the OCTA, RCTC, Cofiroute USA (CUSA) Operating Agreement is required. Staff from both OCTA and RCTC have been in negotiations with CUSA for the amendment.



---

anticipated there will be no change to the maximum obligation of the contract. The amendment is expected to be finalized in the next few months.

### **California Highway Patrol Agreement**

Staff is currently in discussion with the California Highway Patrol (CHP) for a new agreement to provide enforcement services on the OCTA 91 Express Lanes. As a requirement of the Franchise Agreement, OCTA is required to use CHP for enforcement services. Staff will be bringing forth the agreement for Board approval in May 2019.

# FINANCIAL HIGHLIGHTS OCTA

## 91 Express Lanes Operating Statement

Description	YTD as of : <b>3/31/2019</b>		YTD Variance	
	Actual <sup>(1)</sup>	Budget <sup>(1)</sup>	Dollar \$	Percent (%)
<b>Operating revenues:</b>				
Toll revenue	\$ 34,866,383.18	\$ 37,409,838.00	\$ (2,543,454.82)	(6.8)
Fee revenue	6,044,778.90	4,689,160.00	1,355,618.90	28.9
<b>Total operating revenues</b>	<b>40,911,162.08</b>	<b>42,098,998.00</b>	<b>(1,187,835.92)</b>	<b>(2.8)</b>
<b>Operating expenses:</b>				
Contracted services	4,917,024.45	5,657,810.00	740,785.55	13.1
Administrative fee	1,860,786.00	2,066,913.00	206,127.00	10.0
Other professional services	490,420.85	2,613,147.00	2,122,726.15	81.2
Credit card processing fees	982,016.06	947,471.00	(34,545.06)	(3.6)
Toll road account servicing	563,437.57	1,005,862.00	442,424.43	44.0
Other insurance expense	266,148.97	562,275.00	296,126.03	52.7
Toll road maintenance supply repairs	149,311.62	227,190.00	77,878.38	34.3
Patrol services	529,720.97	596,061.00	66,340.03	11.1
Building equipment repairs and maint	79,167.84	272,254.00	193,086.16	70.9
Other services	6,643.00	22,497.00	15,854.00	70.5
Utilities	37,395.54	49,482.00	12,086.46	24.4
Office expense	49,051.51	152,854.00	103,802.49	67.9
Bad debt expense	125,576.23	-	(125,576.23)	N/A
Miscellaneous <sup>(2)</sup>	90,358.98	501,058.00	410,699.02	82.0
Leases	375,855.90	344,862.00	(30,993.90)	(9.0)
<b>Total operating expenses</b>	<b>10,522,915.49</b>	<b>15,019,736.00</b>	<b>4,496,820.51</b>	<b>29.9</b>
Depreciation and amortization <sup>(3)</sup>	2,578,907.62	-	(2,578,907.62)	N/A
<b>Operating income (loss)</b>	<b>27,809,338.97</b>	<b>27,079,262.00</b>	<b>730,076.97</b>	<b>2.7</b>
<b>Nonoperating revenues (expenses):</b>				
Reimbursement from Other Agencies	402,395.15	838,791.00	(436,395.85)	(52.0)
Interest income	2,487,791.82	1,664,838.00	822,953.82	49.4
Interest expense	(3,686,337.25)	(3,757,464.00)	71,126.75	1.9
Other	9,100.77	-	9,100.77	N/A
<b>Total nonoperating revenues (expenses)</b>	<b>(787,049.51)</b>	<b>(1,253,835.00)</b>	<b>466,785.49</b>	<b>37.2</b>
Transfers in	-	-	-	N/A
Transfers out	(679,634.09)	(14,371,178.00)	13,691,543.91	95.3
<b>Net income (loss)</b>	<b>\$ 26,342,655.37</b>	<b>\$ 11,454,249.00</b>	<b>\$ 14,888,406.37</b>	<b>130.0</b>

<sup>1</sup>Actual amounts are accounted for on the accrual basis of accounting in an enterprise fund. Budget amounts are accounted for on a modified accrual basis of accounting.

<sup>2</sup>Miscellaneous expenses include: Bond Insurance Costs, Bank Service Charge, Transponder Materials.

<sup>3</sup>Depreciation and amortization are not budgeted items.

## Capital Asset Activity

During the nine months ending March 31, 2019, capital asset activities included \$349,599 for the Electronic Toll and Traffic Management system replacement project and \$226,014 for transponder purchases.

# OPERATIONS OVERVIEW RCTC

## TRAFFIC AND REVENUE STATISTICS FOR RCTC

Total traffic volume on the RCTC 91 Express Lanes for March 2019 was 1,310,935. This represents a daily average of 42,288. This is a 5.8% increase in total traffic volume from the same period last year when traffic levels totaled 1,239,432. Potential toll revenue for the month was \$5,098,850 which represents an increase of 15.4% from the prior year's total of \$4,419,171. Carpool percentage for the month was 24.36% as compared to the previous year's rate of 21.73%.

Month-to-date traffic and revenue data are summarized in the table below. The following trip and revenue statistics tables represent all trips taken on the RCTC 91 Express Lanes and associated potential revenue for the month of March 2019.

### Current Month-to-Date (MTD) as of March 31, 2019

	MAR-19 MTD Actual	Stantec MTD Projected	# Variance	% Variance	MAR-18 MTD Actual	Yr-to-Yr % Variance
<b>Trips</b>						
Full Toll Lanes	991,552	718,958	272,594	37.9%	970,118	2.2%
3+ Lanes	319,383	236,000	83,383	35.3%	269,314	18.6%
Total Gross Trips	1,310,935	954,958	355,977	37.3%	1,239,432	5.8%
<b>Revenue</b>						
Full Toll Lanes	\$5,057,871	\$2,145,158	\$2,912,713	135.8%	\$4,384,066	15.4%
3+ Lanes	\$40,979	\$0	\$40,979		\$35,105	16.7%
Total Gross Revenue	\$5,098,850	\$2,145,158	\$2,953,692	137.7%	\$4,419,171	15.4%
<b>Average Revenue per Trip</b>						
Average Full Toll Lanes	\$5.10	\$2.98	\$2.12	71.1%	\$4.52	12.8%
Average 3+ Lanes	\$0.13	\$0.00	\$0.13		\$0.13	0.0%
Average Gross Revenue	\$3.89	\$2.25	\$1.64	72.9%	\$3.57	9.0%

The 2019 fiscal year-to-date (YTD) traffic volume is 5.2% higher when compared with the same period last year. The 2019 fiscal year-to-date revenue is 21.3% higher than for the same period last year. The traffic and revenue increases are attributed to higher demand and increase toll rates to manage the demand. Year-to-date average revenue per-trip is \$3.72.

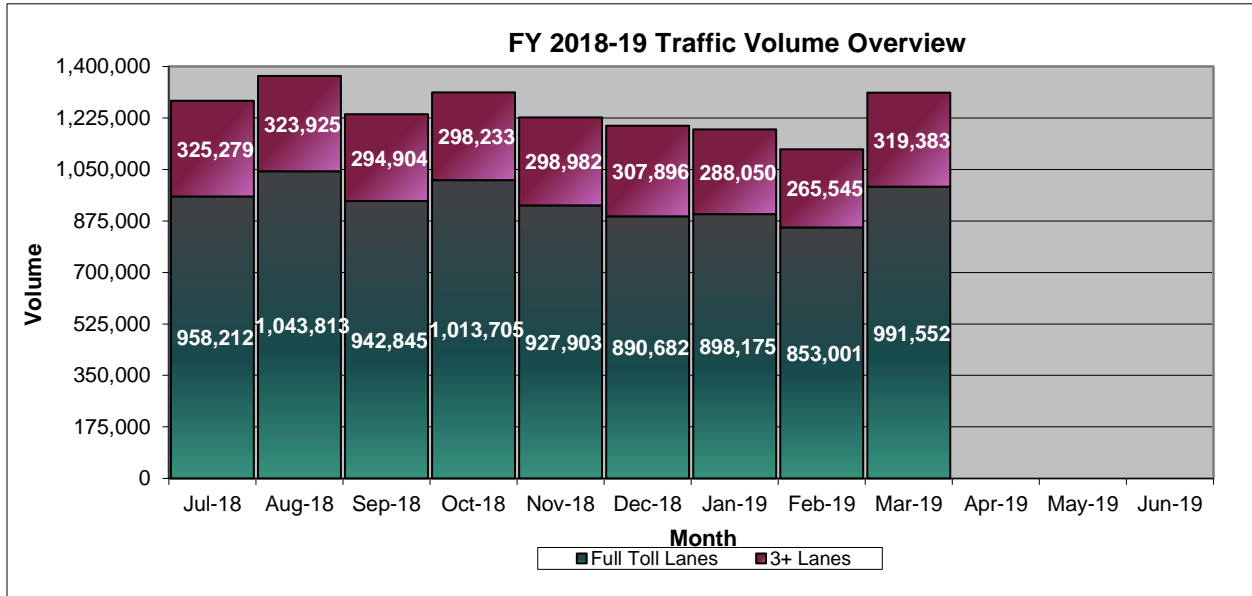
Fiscal year-to-date traffic and revenue data are summarized in the table below. The following trip and revenue statistics tables represent all trips taken on the RCTC 91 Express Lanes and associated potential revenue for the months of July 2018 through March 2019.

**FY 2018-19 Year to Date as of March 31, 2019**

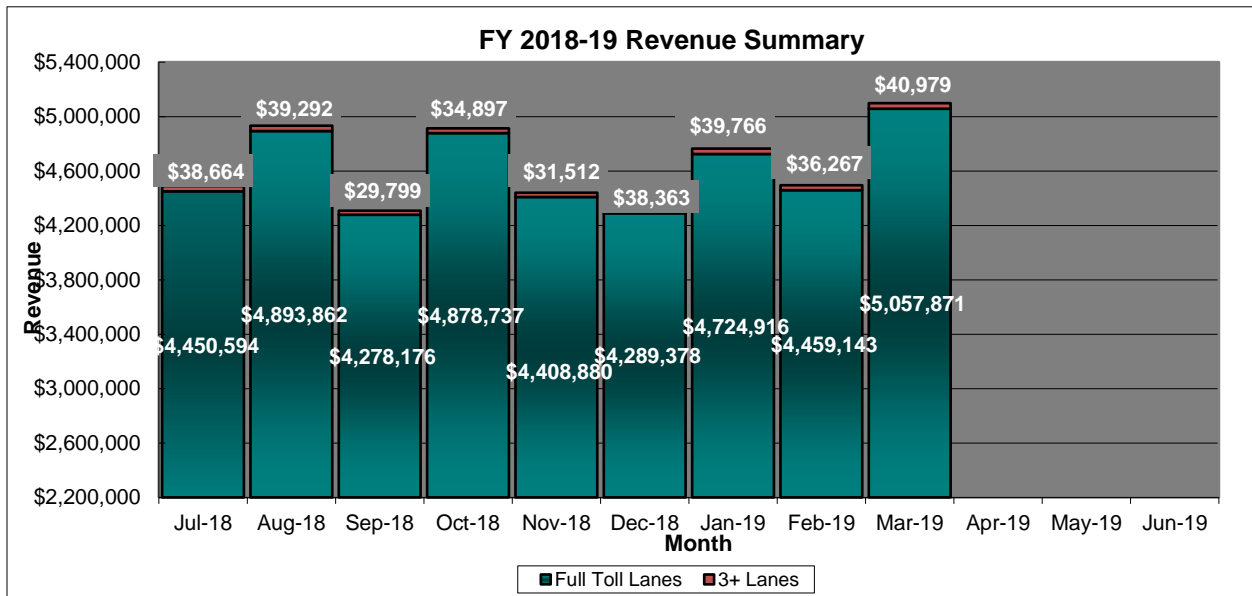
<b>Trips</b>	<b>FY 2018-19 YTD Actual</b>	<b>Stantec YTD Projected</b>	<b># Variance</b>	<b>% Variance</b>	<b>FY 2017-18 YTD Actual</b>	<b>Yr-to-Yr % Variance</b>
Full Toll Lanes	8,519,888	5,704,343	2,815,545	49.4%	8,359,682	1.9%
3+ Lanes	2,722,195	2,005,086	717,109	35.8%	2,326,178	17.0%
Total Gross Trips	11,242,083	7,709,429	3,532,654	45.8%	10,685,860	5.2%
<b>Revenue</b>						
Full Toll Lanes	\$41,441,557	\$17,141,229	\$24,300,328	141.8%	\$34,146,501	21.4%
3+ Lanes	\$329,540	\$0	\$329,540		\$283,958	16.1%
Total Gross Revenue	\$41,771,096	\$17,141,229	\$24,629,867	143.7%	\$34,430,458	21.3%
<b>Average Revenue per Trip</b>						
Average Full Toll Lanes	\$4.86	\$3.00	\$1.86	62.0%	\$4.08	19.1%
Average 3+ Lanes	\$0.12	\$0.00	\$0.12		\$0.12	0.0%
Average Gross Revenue	\$3.72	\$2.22	\$1.50	67.6%	\$3.22	15.5%

## RCTC Traffic and Revenue Summary

The chart below reflects the total trips broken down between Full Toll lanes and HOV3+ lanes for FY 2018-19 on a monthly basis.



The chart below reflects the gross potential revenue breakdown between Full Toll lanes and HOV3+ lanes for FY 2018-19 on a monthly basis.



---

## RCTC PEAK-HOUR VOLUMES

RCTC regularly evaluates traffic volumes for peak period hours where Express Lanes performance is degraded and either increases or decreases tolls. There were no toll rates adjusted in March to improve the level of service in the peak hours where demand exceeded capacity. Hours that are highlighted in yellow were flagged for continued evaluation.

# RCTC EASTBOUND PEAK-HOUR VOLUMES

Eastbound PM Peak - County Line to McKinley

PM Time	Monday 02/25/19					Tuesday 02/26/19					Wednesday 02/27/19					Thursday 02/28/19					Friday 03/01/19				
	Price	HOV	SOV	Vol.	LOS	Price	HOV	SOV	Vol.	LOS	Price	HOV	SOV	Vol.	LOS	Price	HOV	SOV	Vol.	LOS	Price	HOV	SOV	Vol.	LOS
1400 - 1500																					\$17.70	353	1,180	1,533	F
1500 - 1600																					\$17.70	395	964	1,359	F
1600 - 1700																					\$11.40	249	1,007	1,256	E
1700 - 1800																					<b>\$6.70</b>	<b>310</b>	<b>993</b>	<b>1,303</b>	<b>F</b>
1800 - 1900																					\$6.70	329	865	1,194	D
1900 - 2000																					\$5.15	308	743	1,051	D

PM Time	Monday 03/04/19					Tuesday 03/05/19					Wednesday 03/06/19					Thursday 03/07/19					Friday 03/08/19				
	Price	HOV	SOV	Vol.	LOS	Price	HOV	SOV	Vol.	LOS	Price	HOV	SOV	Vol.	LOS	Price	HOV	SOV	Vol.	LOS	Price	HOV	SOV	Vol.	LOS
1400 - 1500	\$6.70	230	873	1,103	D	\$6.70	244	992	1,236	E	\$6.70	193	828	1,021	D	\$8.85	268	1,092	1,360	F	\$17.70	303	1,165	1,468	F
1500 - 1600	\$6.70	300	926	1,226	E	<b>\$5.15</b>	<b>349</b>	<b>1,005</b>	<b>1,354</b>	<b>F</b>	\$7.55	303	796	1,099	D	\$10.60	374	1,072	1,446	F	\$17.70	257	768	1,025	D
1600 - 1700	\$5.15	225	967	1,192	D	\$6.70	225	1,002	1,227	E	\$5.15	177	946	1,123	D	\$7.90	238	1,009	1,247	E	\$11.40	0	0	0	A
1700 - 1800	\$5.15	273	912	1,185	D	\$5.15	225	886	1,111	D	\$5.15	143	682	825	C	\$5.15	228	807	1,035	D	\$6.70	0	0	0	A
1800 - 1900	\$5.15	349	816	1,165	D	\$5.15	315	811	1,126	D	\$5.15	241	588	829	C	\$5.15	355	835	1,190	D	\$6.70	0	0	0	A
1900 - 2000	\$2.20	227	498	725	B	\$4.05	219	687	906	C	\$3.95	187	481	668	B	\$4.05	237	663	900	C	\$5.15	0	0	0	A

PM Time	Monday 03/11/19					Tuesday 03/12/19					Wednesday 03/13/19					Thursday 03/14/19					Friday 03/15/19				
	Price	HOV	SOV	Vol.	LOS	Price	HOV	SOV	Vol.	LOS	Price	HOV	SOV	Vol.	LOS	Price	HOV	SOV	Vol.	LOS	Price	HOV	SOV	Vol.	LOS
1400 - 1500	\$6.70	209	881	1,090	D	<b>\$6.70</b>	<b>229</b>	<b>1,075</b>	<b>1,304</b>	<b>F</b>	<b>\$6.70</b>	<b>264</b>	<b>1,062</b>	<b>1,326</b>	<b>F</b>	\$8.85	284	1,204	1,488	F	\$17.70	345	1,152	1,497	F
1500 - 1600	<b>\$6.70</b>	<b>326</b>	<b>984</b>	<b>1,310</b>	<b>F</b>	<b>\$5.15</b>	<b>331</b>	<b>964</b>	<b>1,295</b>	<b>E</b>	\$7.55	363	967	1,330	F	\$10.60	357	991	1,348	F	\$17.70	386	951	1,337	F
1600 - 1700	\$5.15	203	971	1,174	D	\$6.70	228	899	1,127	D	<b>\$5.15</b>	<b>223</b>	<b>1,074</b>	<b>1,297</b>	<b>E</b>	\$7.90	245	920	1,165	D	\$11.40	234	961	1,195	D
1700 - 1800	\$5.15	258	893	1,151	D	\$5.15	247	849	1,096	D	\$5.15	213	831	1,044	D	\$5.15	254	866	1,120	D	\$6.70	305	971	1,276	E
1800 - 1900	\$5.15	337	762	1,099	D	\$5.15	301	892	1,193	D	\$5.15	285	784	1,069	D	<b>\$5.15</b>	<b>332</b>	<b>932</b>	<b>1,264</b>	<b>E</b>	<b>\$6.70</b>	<b>373</b>	<b>937</b>	<b>1,310</b>	<b>F</b>
1900 - 2000	\$2.20	203	440	643	B	\$4.05	275	695	970	C	\$3.95	265	651	916	C	<b>\$4.05</b>	<b>333</b>	<b>902</b>	<b>1,235</b>	<b>E</b>	\$5.15	326	803	1,129	D

PM Time	Monday 03/18/19					Tuesday 03/19/19					Wednesday 03/20/19					Thursday 03/21/19					Friday 03/22/19				
	Price	HOV	SOV	Vol.	LOS	Price	HOV	SOV	Vol.	LOS	Price	HOV	SOV	Vol.	LOS	Price	HOV	SOV	Vol.	LOS	Price	HOV	SOV	Vol.	LOS
1400 - 1500	\$6.70	250	941	1,191	D	<b>\$6.70</b>	<b>249</b>	<b>1,056</b>	<b>1,305</b>	<b>F</b>	\$6.70	245	1,030	1,275	E	\$8.85	285	1,167	1,452	F	\$17.70	367	1,178	1,545	F
1500 - 1600	\$6.70	357	906	1,263	E	<b>\$5.15</b>	<b>359</b>	<b>1,042</b>	<b>1,401</b>	<b>F</b>	\$7.55	314	836	1,150	D	\$10.60	364	1,046	1,410	F	\$17.70	397	1,004	1,401	F
1600 - 1700	<b>\$5.15</b>	<b>267</b>	<b>1,027</b>	<b>1,294</b>	<b>E</b>	\$6.70	250	936	1,186	D	<b>\$5.15</b>	<b>260</b>	<b>948</b>	<b>1,208</b>	<b>E</b>	\$7.90	260	907	1,167	D	\$11.40	452	1,513	1,965	F
1700 - 1800	<b>\$5.15</b>	<b>268</b>	<b>948</b>	<b>1,216</b>	<b>E</b>	\$5.15	261	936	1,197	D	\$5.15	215	783	998	C	\$5.15	178	692	870	C	<b>\$6.70</b>	<b>516</b>	<b>1,419</b>	<b>1,935</b>	<b>F</b>
1800 - 1900	\$5.15	308	805	1,113	D	<b>\$5.15</b>	<b>359</b>	<b>885</b>	<b>1,244</b>	<b>E</b>	\$5.15	276	832	1,108	D	\$5.15	297	813	1,110	D	<b>\$6.70</b>	<b>572</b>	<b>1,295</b>	<b>1,867</b>	<b>F</b>
1900 - 2000	<b>\$2.20</b>	<b>231</b>	<b>603</b>	<b>834</b>	<b>C</b>	<b>\$4.05</b>	<b>289</b>	<b>741</b>	<b>1,030</b>	<b>D</b>	<b>\$3.95</b>	<b>265</b>	<b>791</b>	<b>1,056</b>	<b>D</b>	<b>\$4.05</b>	<b>298</b>	<b>768</b>	<b>1,066</b>	<b>D</b>	<b>\$5.15</b>	<b>364</b>	<b>905</b>	<b>1,269</b>	<b>E</b>

PM Time	Monday 03/25/19					Tuesday 03/26/19					Wednesday 03/27/19					Thursday 03/28/19					Friday 03/29/19				
	Price	HOV	SOV	Vol.	LOS	Price	HOV	SOV	Vol.	LOS	Price	HOV	SOV	Vol.	LOS	Price	HOV	SOV	Vol.	LOS	Price	HOV	SOV	Vol.	LOS
1400 - 1500	\$6.70	302	854	1,156	D	<b>\$6.70</b>	<b>296</b>	<b>1,011</b>	<b>1,307</b>	<b>F</b>	<b>\$6.70</b>	<b>291</b>	<b>1,056</b>	<b>1,347</b>	<b>F</b>	\$8.85	295	1,163	1,458	F	\$17.70	377	1,143	1,520	F
1500 - 1600	<b>\$6.70</b>	<b>399</b>	<b>958</b>	<b>1,357</b>	<b>F</b>	<b>\$5.15</b>	<b>434</b>	<b>973</b>	<b>1,407</b>	<b>F</b>	\$7.55	422	892	1,314	F	\$10.60	399	997	1,396	F	\$17.70	408	946	1,354	F
1600 - 1700	<b>\$5.15</b>	<b>257</b>	<b>1,017</b>	<b>1,274</b>	<b>E</b>	\$6.70	229	923	1,152	D	<b>\$5.15</b>	<b>276</b>	<b>970</b>	<b>1,246</b>	<b>E</b>	\$7.90	322	938	1,260	E	\$11.40	319	1,006	1,325	F
1700 - 1800	\$5.15	297	811	1,108	D	<b>\$5.15</b>	<b>297</b>	<b>915</b>	<b>1,212</b>	<b>E</b>	\$5.15	265	860	1,125	D	\$5.15	275	802	1,077	D	<b>\$6.70</b>	<b>322</b>	<b>997</b>	<b>1,319</b>	<b>F</b>
1800 - 1900	\$5.15	337	760	1,097	D	\$5.15	347	834	1,181	D	<b>\$5.15</b>	<b>383</b>	<b>882</b>	<b>1,265</b>	<b>E</b>	<b>\$5.15</b>	<b>327</b>	<b>887</b>	<b>1,214</b>	<b>E</b>	<b>\$6.70</b>	<b>391</b>	<b>936</b>	<b>1,327</b>	<b>F</b>
1900 - 2000	\$2.20	243	534	777	B	<b>\$4.05</b>	<b>319</b>	<b>732</b>	<b>1,051</b>	<b>D</b>	<b>\$3.95</b>	<b>319</b>	<b>729</b>	<b>1,048</b>	<b>D</b>	<b>\$4.05</b>	<b>397</b>	<b>852</b>	<b>1,249</b>	<b>E</b>	\$5.15	387	748	1,135	D



Eastbound PM Peak - County Line to I-15 South

PM Time	Monday 02/25/19					Tuesday 02/26/19					Wednesday 02/27/19					Thursday 02/28/19					Friday 03/01/19				
	Price	HOV	SOV	Vol.	LOS	Price	HOV	SOV	Vol.	LOS	Price	HOV	SOV	Vol.	LOS	Price	HOV	SOV	Vol.	LOS	Price	HOV	SOV	Vol.	LOS
1400 - 1500																					\$5.15	144	744	888	C
1500 - 1600																					\$2.80	169	641	810	C
1600 - 1700																					\$2.85	117	588	705	B
1700 - 1800																					\$2.85	152	537	689	B
1800 - 1900																					\$2.85	166	527	693	B
1900 - 2000																					\$2.85	169	427	596	B

PM Time	Monday 03/04/19					Tuesday 03/05/19					Wednesday 03/06/19					Thursday 03/07/19					Friday 03/08/19				
	Price	HOV	SOV	Vol.	LOS	Price	HOV	SOV	Vol.	LOS	Price	HOV	SOV	Vol.	LOS	Price	HOV	SOV	Vol.	LOS	Price	HOV	SOV	Vol.	LOS
1400 - 1500	\$2.85	136	640	776	B	\$5.15	132	640	772	B	\$5.05	117	624	741	B	\$5.05	111	711	822	C	\$5.15	138	745	883	C
1500 - 1600	\$2.85	150	650	800	B	\$2.80	146	621	767	B	\$5.15	161	572	733	B	\$5.15	176	642	818	C	\$2.80	125	409	534	B
1600 - 1700	\$2.85	109	646	755	B	\$2.85	116	590	706	B	\$2.85	102	661	763	B	\$2.80	146	648	794	B	\$2.85	0	0	0	A
1700 - 1800	\$2.85	145	625	770	B	\$2.85	107	527	634	B	\$2.85	74	473	547	B	\$2.85	105	499	604	B	\$2.85	0	0	0	A
1800 - 1900	\$2.85	146	463	609	B	\$2.85	130	566	696	B	\$2.85	120	467	587	B	\$2.85	144	542	686	B	\$2.85	0	0	0	A
1900 - 2000	\$2.85	138	387	525	B	\$2.85	162	483	645	B	\$2.85	115	353	468	B	\$2.85	162	478	640	B	\$2.85	0	0	0	A

PM Time	Monday 03/11/19					Tuesday 03/12/19					Wednesday 03/13/19					Thursday 03/14/19					Friday 03/15/19				
	Price	HOV	SOV	Vol.	LOS	Price	HOV	SOV	Vol.	LOS	Price	HOV	SOV	Vol.	LOS	Price	HOV	SOV	Vol.	LOS	Price	HOV	SOV	Vol.	LOS
1400 - 1500	\$2.85	116	611	727	B	\$5.15	101	631	732	B	\$5.05	124	694	818	C	\$5.05	128	745	873	C	\$5.15	116	725	841	C
1500 - 1600	<b>\$2.85</b>	<b>160</b>	<b>650</b>	<b>810</b>	<b>C</b>	<b>\$2.80</b>	<b>178</b>	<b>651</b>	<b>829</b>	<b>C</b>	\$5.15	170	658	828	C	\$5.15	151	652	803	C	\$2.80	158	595	753	B
1600 - 1700	\$2.85	132	606	738	B	\$2.85	116	610	726	B	<b>\$2.85</b>	<b>147</b>	<b>699</b>	<b>846</b>	<b>C</b>	\$2.80	121	625	746	B	\$2.85	108	503	611	B
1700 - 1800	\$2.85	121	549	670	B	\$2.85	127	570	697	B	\$2.85	104	483	587	B	\$2.85	98	480	578	B	\$2.85	138	534	672	B
1800 - 1900	\$2.85	152	500	652	B	\$2.85	116	568	684	B	\$2.85	115	548	663	B	\$2.85	129	553	682	B	\$2.85	141	596	737	B
1900 - 2000	\$2.85	106	367	473	B	\$2.85	175	515	690	B	\$2.85	156	466	622	B	<b>\$2.85</b>	<b>210</b>	<b>593</b>	<b>803</b>	<b>C</b>	\$2.85	167	475	642	B

PM Time	Monday 03/18/19					Tuesday 03/19/19					Wednesday 03/20/19					Thursday 03/21/19					Friday 03/22/19				
	Price	HOV	SOV	Vol.	LOS	Price	HOV	SOV	Vol.	LOS	Price	HOV	SOV	Vol.	LOS	Price	HOV	SOV	Vol.	LOS	Price	HOV	SOV	Vol.	LOS
1400 - 1500	\$2.85	118	627	745	B	\$5.15	110	705	815	C	\$5.05	119	745	864	C	\$5.05	124	740	864	C	\$5.15	138	713	851	C
1500 - 1600	\$2.85	178	601	779	B	<b>\$2.80</b>	<b>158</b>	<b>643</b>	<b>801</b>	<b>C</b>	\$5.15	152	549	701	B	\$5.15	172	671	843	C	\$2.80	152	556	708	B
1600 - 1700	\$2.85	129	633	762	B	\$2.85	115	590	705	B	\$2.85	108	635	743	B	\$2.80	128	593	721	B	\$2.85	5	56	61	A
1700 - 1800	\$2.85	134	608	742	B	\$2.85	133	623	756	B	\$2.85	119	534	653	B	\$2.85	95	413	508	B	\$2.85	9	5	14	A
1800 - 1900	\$2.85	127	516	643	B	\$2.85	147	558	705	B	\$2.85	127	608	735	B	\$2.85	118	515	633	B	\$2.85	23	101	124	A
1900 - 2000	\$2.85	121	403	524	B	\$2.85	150	531	681	B	\$2.85	157	571	728	B	\$2.85	191	524	715	B	\$2.85	117	347	464	B

PM Time	Monday 03/25/19					Tuesday 03/26/19					Wednesday 03/27/19					Thursday 03/28/19					Friday 03/29/19				
	Price	HOV	SOV	Vol.	LOS	Price	HOV	SOV	Vol.	LOS	Price	HOV	SOV	Vol.	LOS	Price	HOV	SOV	Vol.	LOS	Price	HOV	SOV	Vol.	LOS
1400 - 1500	\$2.85	133	630	763	B	\$5.15	125	683	808	C	\$5.05	136	703	839	C	\$5.05	126	729	855	C	\$5.15	154	721	875	C
1500 - 1600	\$2.85	171	581	752	B	<b>\$2.80</b>	<b>180</b>	<b>628</b>	<b>808</b>	<b>C</b>	\$5.15	189	596	785	B	\$5.15	174	624	798	B	\$2.80	185	528	713	B
1600 - 1700	\$2.85	121	465	586	B	\$2.85	128	587	715	B	\$2.85	129	652	781	B	\$2.80	143	608	751	B	\$2.85	154	529	683	B
1700 - 1800	\$2.85	152	562	714	B	\$2.85	134	590	724	B	\$2.85	114	533	647	B	\$2.85	120	541	661	B	\$2.85	144	532	676	B
1800 - 1900	\$2.85	150	566	716	B	\$2.85	136	529	665	B	\$2.85	137	612	749	B	\$2.85	135	537	672	B	\$2.85	163	549	712	B
1900 - 2000	\$2.85	141	381	522	B	\$2.85	166	535	701	B	\$2.85	162	580	742	B	<b>\$2.85</b>	<b>215</b>	<b>591</b>	<b>806</b>	<b>C</b>	\$2.85	192	469	661	B





# RCTC WESTBOUND PEAK-HOUR VOLUMES

## Westbound AM Peak - McKinley to County Line

AM Time	Monday 02/25/19					Tuesday 02/26/19					Wednesday 02/27/19					Thursday 02/28/19					Friday 03/01/19				
	Price	HOV	SOV	Vol.	LOS	Price	HOV	SOV	Vol.	LOS	Price	HOV	SOV	Vol.	LOS	Price	HOV	SOV	Vol.	LOS	Price	HOV	SOV	Vol.	LOS
0400 - 0500																					\$17.70	353	1,180	1,533	F
0500 - 0600																					\$17.70	395	964	1,359	F
0600 - 0700																					\$11.40	249	1,007	1,256	E
0700 - 0800																					\$6.70	310	993	1,303	F
0800 - 0900																					\$6.70	329	865	1,194	D
0900 - 1000																					\$5.15	308	743	1,051	D

AM Time	Monday 03/04/19					Tuesday 03/05/19					Wednesday 03/06/19					Thursday 03/07/19					Friday 03/08/19				
	Price	HOV	SOV	Vol.	LOS	Price	HOV	SOV	Vol.	LOS	Price	HOV	SOV	Vol.	LOS	Price	HOV	SOV	Vol.	LOS	Price	HOV	SOV	Vol.	LOS
0400 - 0500	\$7.85	429	980	1,409	F	\$7.85	410	1,014	1,424	F	\$7.85	360	815	1,175	D	\$7.85	485	1,139	1,624	F	\$3.95	379	657	1,036	D
0500 - 0600	\$19.90	556	859	1,415	F	\$19.45	627	1,055	1,682	F	\$18.45	448	590	1,038	D	\$18.20	534	776	1,310	E	\$9.20	487	943	1,430	F
0600 - 0700	\$18.55	373	912	1,285	E	\$18.15	346	938	1,284	E	\$16.15	377	982	1,359	F	\$16.15	401	1,139	1,540	F	\$8.45	446	1,241	1,687	F
0700 - 0800	\$13.20	390	1,243	1,633	F	\$13.20	383	1,331	1,714	F	\$13.95	357	1,182	1,539	F	\$12.20	396	1,332	1,728	F	\$6.70	392	1,193	1,585	F
0800 - 0900	\$8.45	262	1,401	1,663	F	\$8.45	266	1,399	1,665	F	\$8.45	228	1,232	1,460	F	\$9.20	277	1,420	1,697	F	\$6.70	220	1,216	1,436	F
0900 - 1000	\$5.15	215	1,122	1,337	E	\$6.70	191	1,108	1,299	E	\$6.70	188	1,057	1,245	E	\$6.70	173	1,056	1,229	E	\$4.05	174	861	1,035	D

AM Time	Monday 03/11/19					Tuesday 03/12/19					Wednesday 03/13/19					Thursday 03/14/19					Friday 03/15/19				
	Price	HOV	SOV	Vol.	LOS	Price	HOV	SOV	Vol.	LOS	Price	HOV	SOV	Vol.	LOS	Price	HOV	SOV	Vol.	LOS	Price	HOV	SOV	Vol.	LOS
0400 - 0500	\$7.85	435	1,017	1,452	F	\$7.85	383	949	1,332	E	\$7.85	419	1,090	1,509	F	\$7.85	417	1,062	1,479	F	\$3.95	386	727	1,113	D
0500 - 0600	\$19.90	558	873	1,431	F	\$19.45	633	987	1,620	F	\$18.45	537	780	1,317	E	\$18.20	573	764	1,337	E	\$9.20	532	1,089	1,621	F
0600 - 0700	\$18.55	376	964	1,340	E	\$18.15	340	805	1,145	D	\$16.15	437	1,175	1,612	F	\$16.15	424	1,070	1,494	F	\$8.45	469	1,193	1,662	F
0700 - 0800	\$13.20	393	1,303	1,696	F	\$13.20	390	1,303	1,693	F	\$13.95	432	1,287	1,719	F	\$12.20	411	1,351	1,762	F	\$6.70	361	1,233	1,594	F
0800 - 0900	\$8.45	274	1,403	1,677	F	\$8.45	283	1,485	1,768	F	\$8.45	268	1,510	1,778	F	\$9.20	334	1,400	1,734	F	\$6.70	237	1,182	1,419	F
0900 - 1000	\$5.15	169	1,032	1,201	E	\$6.70	161	1,163	1,324	E	\$6.70	187	1,135	1,322	E	\$6.70	197	1,189	1,386	F	\$4.05	175	843	1,018	D

AM Time	Monday 03/18/19					Tuesday 03/19/19					Wednesday 03/20/19					Thursday 03/21/19					Friday 03/22/19				
	Price	HOV	SOV	Vol.	LOS	Price	HOV	SOV	Vol.	LOS	Price	HOV	SOV	Vol.	LOS	Price	HOV	SOV	Vol.	LOS	Price	HOV	SOV	Vol.	LOS
0400 - 0500	\$7.85	408	970	1,378	F	\$7.85	426	1,049	1,475	F	\$7.85	408	1,046	1,454	F	\$7.85	453	1,103	1,556	F	\$3.95	387	706	1,093	D
0500 - 0600	\$19.90	599	933	1,532	F	\$19.45	675	961	1,636	F	\$18.45	523	782	1,305	E	\$18.20	577	793	1,370	F	\$9.20	548	1,014	1,562	F
0600 - 0700	\$18.55	390	897	1,287	E	\$18.15	344	840	1,184	D	\$16.15	414	1,083	1,497	F	\$16.15	413	993	1,406	F	\$8.45	447	1,278	1,725	F
0700 - 0800	\$13.20	403	1,299	1,702	F	\$13.20	392	1,251	1,643	F	\$13.95	399	1,333	1,732	F	\$12.20	401	1,283	1,684	F	\$6.70	372	1,212	1,584	F
0800 - 0900	\$8.45	305	1,433	1,738	F	\$8.45	281	1,394	1,675	F	\$8.45	250	1,419	1,669	F	\$9.20	268	1,382	1,650	F	\$6.70	238	1,274	1,512	F
0900 - 1000	\$5.15	213	1,108	1,321	E	\$6.70	217	1,151	1,368	F	\$6.70	180	999	1,179	D	\$6.70	197	1,122	1,319	E	\$4.05	183	891	1,074	D

AM Time	Monday 03/25/19					Tuesday 03/26/19					Wednesday 03/27/19					Thursday 03/28/19					Friday 03/29/19				
	Price	HOV	SOV	Vol.	LOS	Price	HOV	SOV	Vol.	LOS	Price	HOV	SOV	Vol.	LOS	Price	HOV	SOV	Vol.	LOS	Price	HOV	SOV	Vol.	LOS
0400 - 0500	\$7.85	448	993	1,441	F	\$7.85	423	990	1,413	F	\$7.85	461	1,110	1,571	F	\$7.85	331	725	1,056	D	\$3.95	394	694	1,088	D
0500 - 0600	\$19.90	582	843	1,425	F	\$19.45	687	967	1,654	F	\$18.45	561	667	1,228	E	\$18.20	580	730	1,310	E	\$9.20	551	1,133	1,684	F
0600 - 0700	\$18.55	390	910	1,300	E	\$18.15	355	906	1,261	E	\$16.15	411	1,024	1,435	F	\$16.15	442	1,062	1,504	F	\$8.45	470	1,483	1,953	F
0700 - 0800	\$13.20	384	1,283	1,667	F	\$13.20	402	1,277	1,679	F	\$13.95	462	1,320	1,782	F	\$12.20	449	1,335	1,784	F	\$6.70	385	1,314	1,699	F
0800 - 0900	\$8.45	305	1,378	1,683	F	\$8.45	317	1,382	1,699	F	\$8.45	309	1,433	1,742	F	\$9.20	316	1,338	1,654	F	\$6.70	324	1,383	1,707	F
0900 - 1000	\$5.15	270	1,114	1,384	F	\$6.70	277	1,064	1,341	E	\$6.70	244	935	1,179	D	\$6.70	331	1,243	1,574	F	\$4.05	136	557	693	B



Westbound AM Peak - I-15 North to County Line

AM Time	Monday 02/25/19					Tuesday 02/26/19					Wednesday 02/27/19					Thursday 02/28/19					Friday 03/01/19									
	Price	HOV	SOV	Vol.	LOS	Price	HOV	SOV	Vol.	LOS	Price	HOV	SOV	Vol.	LOS	Price	HOV	SOV	Vol.	LOS	Price	HOV	SOV	Vol.	LOS					
0400 - 0500																										\$5.15	144	744	888	C
0500 - 0600																										\$2.80	169	641	810	C
0600 - 0700																										\$2.85	117	588	705	B
0700 - 0800																										\$2.85	152	537	689	B
0800 - 0900																										\$2.85	166	527	693	B
0900 - 1000																										\$2.85	169	427	596	B

AM Time	Monday 03/04/19					Tuesday 03/05/19					Wednesday 03/06/19					Thursday 03/07/19					Friday 03/08/19				
	Price	HOV	SOV	Vol.	LOS	Price	HOV	SOV	Vol.	LOS	Price	HOV	SOV	Vol.	LOS	Price	HOV	SOV	Vol.	LOS	Price	HOV	SOV	Vol.	LOS
0400 - 0500	\$5.05	250	730	980	C	\$5.05	263	609	872	C	\$5.05	239	622	861	C	\$5.05	261	697	958	C	\$2.85	213	575	788	B
0500 - 0600	\$17.40	362	941	1,303	E	\$15.40	374	963	1,337	E	\$15.70	331	866	1,197	D	\$13.70	372	993	1,365	E	\$5.15	332	884	1,216	E
0600 - 0700	\$17.40	349	1,111	1,460	F	\$15.70	352	1,063	1,415	F	\$17.70	321	856	1,177	D	\$14.70	365	982	1,347	E	\$6.65	296	874	1,170	D
0700 - 0800	\$12.40	295	1,156	1,451	F	\$11.70	281	1,090	1,371	E	\$12.70	222	885	1,107	D	\$11.70	242	1,019	1,261	E	\$6.65	205	896	1,101	D
0800 - 0900	\$8.55	167	1,239	1,406	F	\$8.55	141	1,084	1,225	E	\$8.55	142	946	1,088	D	\$6.65	128	827	955	C	\$5.15	122	958	1,080	D
0900 - 1000	\$5.05	109	787	896	C	\$5.15	104	865	969	C	\$5.15	112	778	890	C	\$5.15	131	922	1,053	D	\$2.85	110	747	857	C

AM Time	Monday 03/11/19					Tuesday 03/12/19					Wednesday 03/13/19					Thursday 03/14/19					Friday 03/15/19				
	Price	HOV	SOV	Vol.	LOS	Price	HOV	SOV	Vol.	LOS	Price	HOV	SOV	Vol.	LOS	Price	HOV	SOV	Vol.	LOS	Price	HOV	SOV	Vol.	LOS
0400 - 0500	\$5.05	276	732	1,008	D	\$5.05	268	691	959	C	\$5.05	259	702	961	C	\$5.05	270	700	970	C	\$2.85	210	566	776	B
0500 - 0600	\$17.40	351	908	1,259	E	\$15.40	364	1,008	1,372	E	\$15.70	376	1,010	1,386	E	\$13.70	376	1,021	1,397	E	\$5.15	302	846	1,148	D
0600 - 0700	\$17.40	363	1,052	1,415	F	\$15.70	341	949	1,290	E	\$17.70	341	1,010	1,351	E	\$14.70	353	1,023	1,376	E	\$6.65	303	863	1,166	D
0700 - 0800	\$12.40	234	1,028	1,262	E	\$11.70	286	1,141	1,427	F	\$12.70	286	1,077	1,363	E	\$11.70	265	1,028	1,293	E	\$6.65	210	860	1,070	D
0800 - 0900	\$8.55	141	1,028	1,169	D	\$8.55	145	1,159	1,304	E	\$8.55	116	1,073	1,189	D	\$6.65	167	1,082	1,249	E	\$5.15	135	916	1,051	D
0900 - 1000	\$5.05	90	772	862	C	\$5.15	129	953	1,082	D	\$5.15	122	860	982	C	\$5.15	114	829	943	C	\$2.85	90	649	739	B

AM Time	Monday 03/18/19					Tuesday 03/19/19					Wednesday 03/20/19					Thursday 03/21/19					Friday 03/22/19				
	Price	HOV	SOV	Vol.	LOS	Price	HOV	SOV	Vol.	LOS	Price	HOV	SOV	Vol.	LOS	Price	HOV	SOV	Vol.	LOS	Price	HOV	SOV	Vol.	LOS
0400 - 0500	\$5.05	279	759	1,038	D	\$5.05	277	708	985	C	\$5.05	269	664	933	C	\$5.05	250	675	925	C	\$2.85	215	566	781	B
0500 - 0600	\$17.40	379	932	1,311	E	\$15.40	373	1,051	1,424	F	\$15.70	340	885	1,225	E	\$13.70	364	1,032	1,396	E	\$5.15	321	939	1,260	E
0600 - 0700	\$17.40	351	1,059	1,410	F	\$15.70	356	1,032	1,388	E	\$17.70	357	997	1,354	E	\$14.70	367	1,019	1,386	E	\$6.65	261	858	1,119	D
0700 - 0800	\$12.40	245	1,027	1,272	E	\$11.70	270	1,188	1,458	F	\$12.70	246	1,076	1,322	E	\$11.70	255	1,171	1,426	F	\$6.65	214	950	1,164	D
0800 - 0900	\$8.55	135	1,090	1,225	E	\$8.55	157	1,229	1,386	E	\$8.55	149	1,044	1,193	D	\$6.65	152	1,156	1,308	E	\$5.15	141	872	1,013	D
0900 - 1000	\$5.05	125	822	947	C	\$5.15	94	795	889	C	\$5.15	122	815	937	C	\$5.15	106	833	939	C	\$2.85	89	635	724	B

AM Time	Monday 03/25/19					Tuesday 03/26/19					Wednesday 03/27/19					Thursday 03/28/19					Friday 03/29/19				
	Price	HOV	SOV	Vol.	LOS	Price	HOV	SOV	Vol.	LOS	Price	HOV	SOV	Vol.	LOS	Price	HOV	SOV	Vol.	LOS	Price	HOV	SOV	Vol.	LOS
0400 - 0500	\$5.05	252	756	1,008	D	\$5.05	272	662	934	C	\$5.05	282	664	946	C	\$5.05	263	673	936	C	\$2.85	221	541	762	B
0500 - 0600	\$17.40	382	954	1,336	E	\$15.40	380	1,017	1,397	E	\$15.70	387	1,037	1,424	F	\$13.70	408	1,018	1,426	F	\$5.15	345	890	1,235	E
0600 - 0700	\$17.40	350	1,052	1,402	F	\$15.70	382	1,041	1,423	F	\$17.70	358	949	1,307	E	\$14.70	343	1,058	1,401	F	\$6.65	317	987	1,304	E
0700 - 0800	\$12.40	276	1,094	1,370	E	\$11.70	301	1,174	1,475	F	\$12.70	309	1,162	1,471	F	\$11.70	293	1,182	1,475	F	\$6.65	232	936	1,168	D
0800 - 0900	\$8.55	187	1,165	1,352	E	\$8.55	172	1,162	1,334	E	\$8.55	130	924	1,054	D	\$6.65	193	1,177	1,370	E	\$5.15	158	961	1,119	D
0900 - 1000	\$5.05	137	780	917	C	\$5.15	110	857	967	C	\$5.15	163	800	963	C	\$5.15	150	865	1,015	D	\$2.85	78	370	448	B

---

## RCTC OPERATIONAL HIGHLIGHTS

### **On-road Operations**

RCTC Freeway Service Patrol (FSP) responded to 97 calls during the month of March. Of those calls, 64 were to assist disabled vehicles, 10 were to remove debris, 14 were for traffic breaks, and 9 were in response to accidents.

### **6C Transponder Technology**

Planning for the transition to the new transponder technology is underway. The lane system will be upgraded over a series of weekends with completion of that work expected by summer of 2019. The new sticker transponders have been received and are being prepared for distribution. Changes to the back-office system to process the new transponders and make changes to the customer account plan are being finalized and will be released to the customer once both the RCTC and OCTA lane system upgrades are performed. A series of customer communication has been prepared to facilitate the process for providing the new transponders to customers.

# FINANCIAL HIGHLIGHTS RCTC

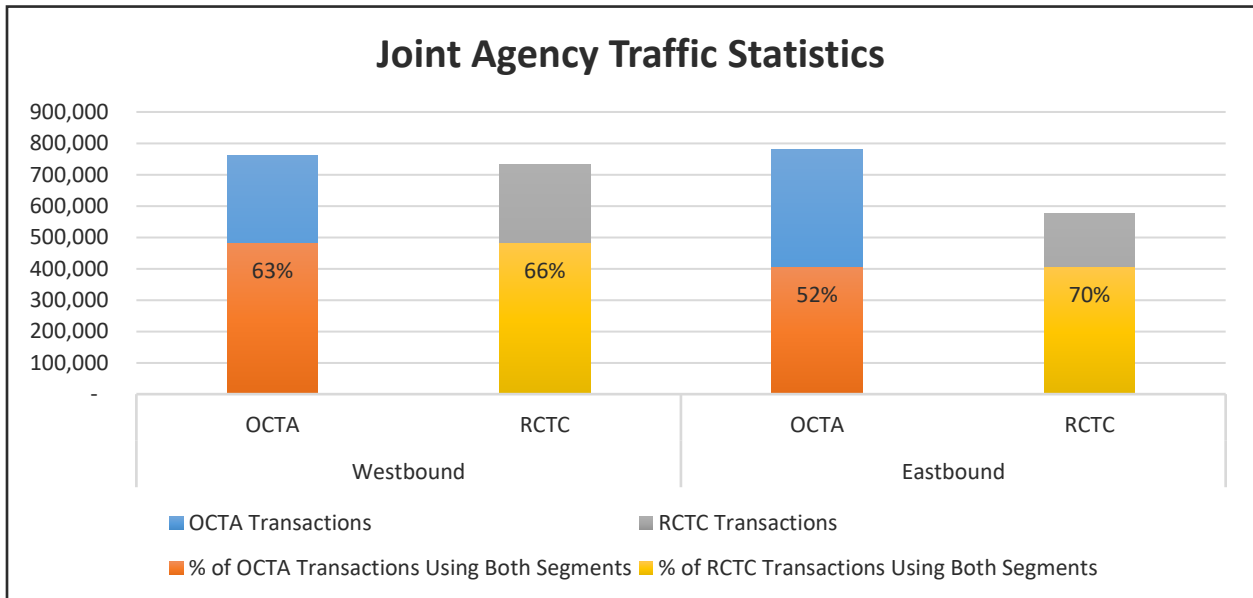
RCTC 91 Express Lanes Operating Statement				
Description	YTD as of:		YTD Variance	
	Actual <sup>1</sup>	3/31/2019 Budget	Dollar \$	Percent (%)
<b>Operating revenues:</b>				
Toll Revenue	\$ 36,628,544.15	\$ 24,073,575.00	\$ 12,554,969.15	52.2
Fee Revenue	6,380,666.56	3,631,725.00	2,748,941.56	75.7
<b>Total operating revenues</b>	<b>43,009,210.71</b>	<b>27,705,300.00</b>	<b>15,303,910.71</b>	<b>55.2</b>
<b>Operating expenses:</b>				
Salaries and Benefits	340,658.13	452,250.00	111,591.87	24.7
Legal Services	50,614.92	225,000.00	174,385.08	77.5
Advisory Services	28,075.52	56,250.00	28,174.48	50.1
Audit and Accounting Fees	-	35,250.00	35,250.00	100.0
Service Fees	2,799.35	19,500.00	16,700.65	85.6
Other Professional Services	610,550.00	1,098,900.00	488,350.00	44.4
Lease Expense	176,690.29	195,450.00	18,759.71	9.6
Operations	1,949,587.77	2,490,975.00	541,387.23	21.7
Utilities	27,519.37	48,000.00	20,480.63	42.7
Supplies and Materials	513.64	3,825.00	3,311.36	86.6
Membership and Subscription Fees	12,296.50	9,225.00	(3,071.50)	(33.3)
Office Equipment & Furniture (Non-Capital)	22.62	3,750.00	3,727.38	99.4
Maintenance/Repairs	71,090.02	650,325.00	579,234.98	89.1
Training Seminars and Conferences	675.00	6,000.00	5,325.00	88.8
Transportation Expenses	2,103.19	5,550.00	3,446.81	62.1
Lodging	2,053.07	5,250.00	3,196.93	60.9
Meals	1,069.28	1,350.00	280.72	20.8
Other Staff Expenses	2,609.43	2,100.00	(509.43)	(24.3)
Advertising	6,335.00	105,000.00	98,665.00	94.0
Program Management	36,001.41	47,925.00	11,923.59	24.9
Program Operations	5,527,960.32	6,541,650.00	1,013,689.68	15.5
Litigation Settlement	7,500.00	5,625.00	(1,875.00)	(33.3)
Furniture & Equipment	560,304.91	611,400.00	51,095.09	8.4
Improvements	1,391,489.79	1,272,637.50	(118,852.29)	(9.3)
Depreciation	7,973,379.38 <sup>3</sup>	-	(7,973,379.38)	N/A
Bad Debt Expense	36.50	75.00	38.50	51.3
<b>Total operating expenses</b>	<b>18,781,935.41</b>	<b>13,893,262.50</b>	<b>(4,888,672.91)</b>	<b>(35.2)</b>
<b>Operating income (loss)</b>	<b>24,227,275.30</b>	<b>13,812,037.50</b>	<b>10,415,237.80</b>	<b>75.4</b>
<b>Nonoperating revenues (expenses):</b>				
Interest Revenue	1,113,207.55	105,975.00	1,007,232.55	(950.4)
Gain(Loss) on Sale of Capital Assets	(2,224,669.52) <sup>2</sup>	-	(2,224,669.52)	N/A
Other Miscellaneous Revenue	2,031.24	6,375,075.00	(6,373,043.76)	100.0
Payment to Escrow Agent	-	(15,000,000.00)	15,000,000.00	(100.0)
Interest Expense	(20,653,784.17)	(5,339,925.00)	(15,313,859.17)	286.8
<b>Total nonoperating revenues (expenses)</b>	<b>(21,763,214.90)</b>	<b>(13,858,875.00)</b>	<b>(7,904,339.90)</b>	<b>(57.0)</b>
Transfers In	-	-	-	N/A
Transfers Out	(1,342,058.67)	(4,730,400.00)	3,388,341.33	(71.6)
<b>Net income (loss)</b>	<b>\$ 1,122,001.73</b>	<b>\$ (4,777,237.50)</b>	<b>\$ 5,899,239.23</b>	<b>(123.5)</b>

<sup>1</sup> Unaudited  
<sup>2</sup> Gain (loss) on sale of capital assets - Loss on sale of capital assets reflects the loss on sale of excess land purchased for the SR-91 Project. Loss on sale is not a cash-related item and not included in the FY18/19 budget.  
<sup>3</sup> Depreciation is not a budgeted expense

## JOINT AGENCY TRIP AND REVENUE STATISTICS

Mar-19 MTD	Transactions by Agency	Transactions Using Both Segments	% Using Both Segments	Revenue
<b>Westbound</b>				
OCTA	760,469	480,613	63%	\$ 1,883,319
RCTC	733,606	480,613	66%	\$ 3,291,762
I-15	305,676	208,288	68%	\$ 1,394,930
McKinley	427,930	272,325	64%	\$ 1,896,831
<b>Eastbound</b>				
OCTA	778,788	403,714	52%	\$ 2,659,108
RCTC	577,329	403,714	70%	\$ 1,807,088
I-15	204,106	158,140	77%	\$ 443,660
McKinley	373,223	245,574	66%	\$ 1,363,428

## JOINT AGENCY TRAFFIC STATISTICS



## JOINT AGENCY PERFORMANCE MEASURES

REPORTING REQUIREMENT	Reporting Period	PERFORMANCE STANDARD	Mar-19 Performance
<b>CUSTOMER SERVICE</b>			
Call Wait Time	Monthly	Not to exceed 2 minutes	1:52
Abandon Rate	Monthly	No more than 4.0%	2.4%
Customer Satisfaction	Monthly	At least 75 outbound calls	75
<b>VIOLATION PROCESSING</b>			
Response Time	Monthly	Within 2 business days of receipt	0.9
CUSA Violation Collection Rate	Quarterly	70% or more	63%
CUSA Violation Collection Rate	Annually	74% or more	
<b>TRAFFIC OPERATIONS</b>			
Initial & Secondary Reviews	Monthly	Equal to or less than 15 days	1.2
* Plate Misread Errors	Monthly	Equal to or less than 0.4%	0.01%
CAS Response Time	Monthly	0:20 (minutes) per call	0:09
<b>ACCOUNTING</b>			
OCTA Exceptions	Monthly	No more than 3	0
RCTC Exceptions	Monthly	No more than 3	0
<b>INFORMATION TECHNOLOGY</b>			
Back-office System Uptime	Monthly	99% Availability	100%
Network Uptime	Monthly	99% Availability	100%

CUSA = Cofirooute USA; CAS = OCTA Customer Assistance Specialists

\* Plate Misread Error performance is current after a 60-day hold-back period; therefore, percentage reported here is for 2 months prior to the month of this report.

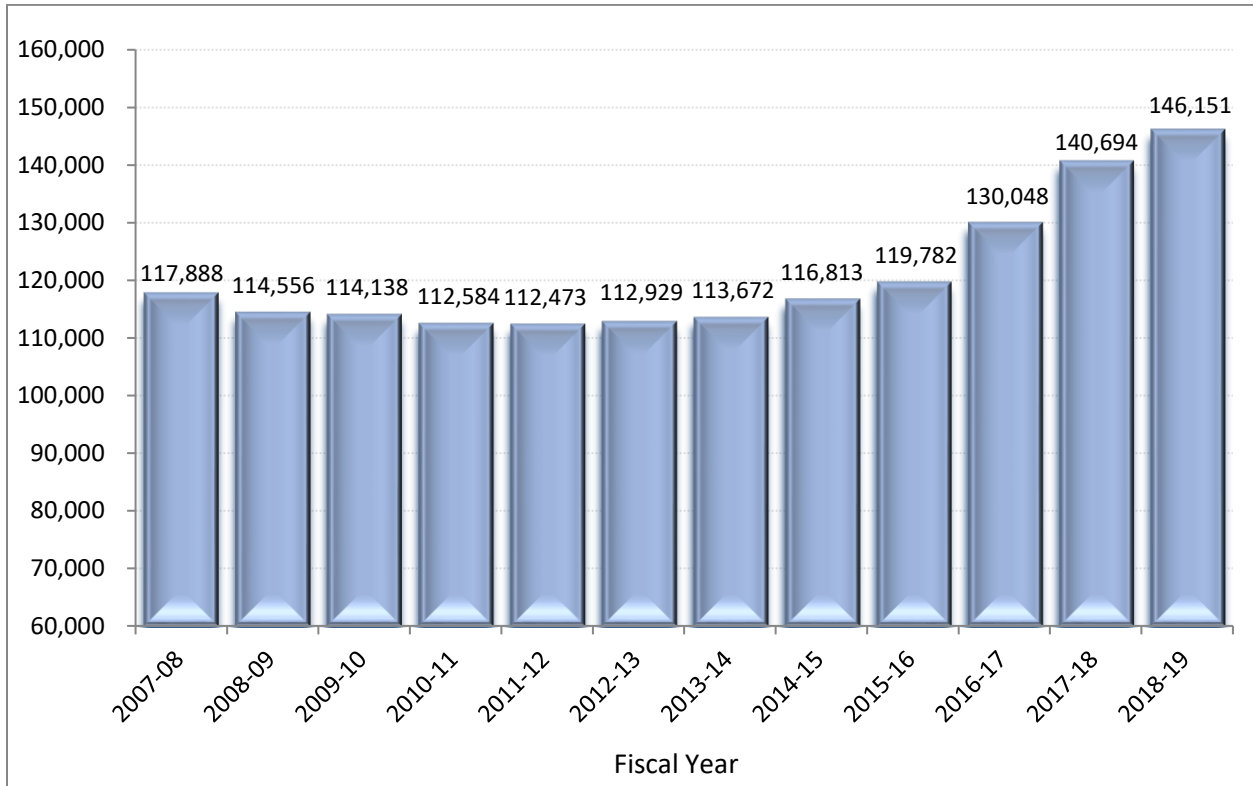
## JOINT AGENCY TRANSPONDER DISTRIBUTION

TRANSPONDER DISTRIBUTION	March-19		February-19		FY 2018-19	
	Tags	% of Total	Tags	% of Total	Average To-Date	
<b>Issued</b>						
To New Accounts	1,383	48.7%	1,210	47.1%	1,434	46.0%
Additional Tags to Existing Accounts	798	28.1%	726	28.3%	846	27.1%
Replacement Transponders	661	23.3%	631	24.6%	839	26.9%
Total Issued	<b>2,842</b>		<b>2,567</b>		<b>3,119</b>	
<b>Returned</b>						
Account Closures	471	21.9%	518	34.2%	429	28.0%
Accounts Downsizing	223	10.4%	215	14.2%	195	12.7%
Defective Transponders	1,458	67.8%	780	51.6%	911	59.3%
Total Returned	<b>2,152</b>		<b>1,513</b>		<b>1,535</b>	

---

At the end of March 2019, the 91 Express Lanes had 146,151 active customer accounts, and 222,503 transponders classified as Assigned.

**Number of Accounts by Fiscal Year**  
**As of March 31, 2019**



**Incoming Email Activity**

During March, the Anaheim Processing Center received 3,157 emails.