

Orange County Transportation
Authority Fiscal Year 2019-20
Budget Workshop Preview

OCTA

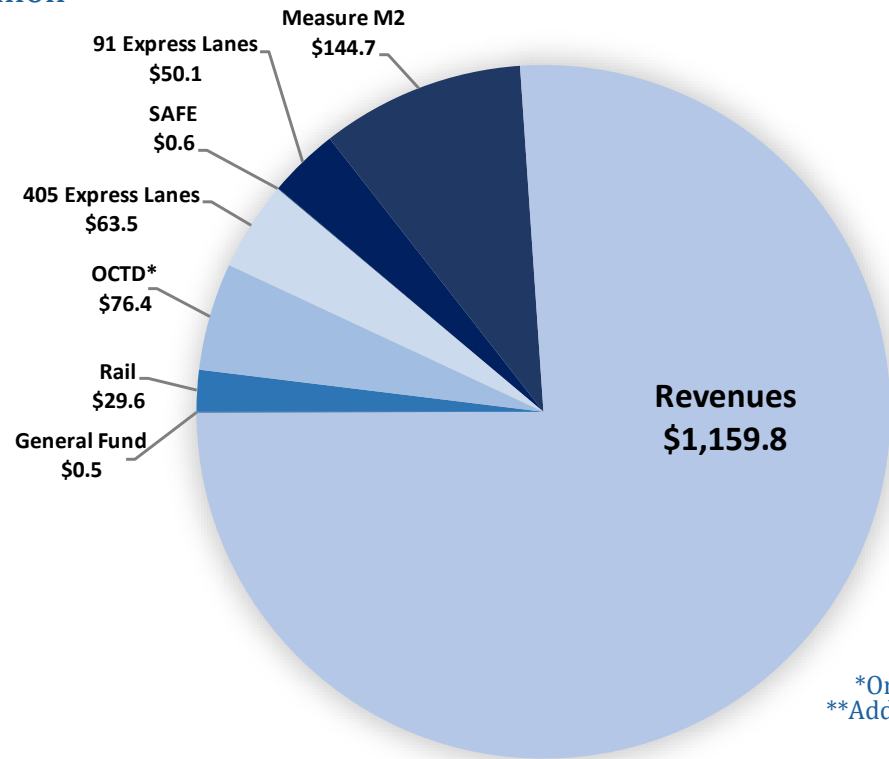
Budget Themes

- Balanced budget reflects Board of Directors (Board) and Chief Executive Officer Initiatives
- Delivers on Capital Projects
 - Interstate 405 Improvement Project
 - Interstate 5 improvement projects in both South County and Central County
 - OC Streetcar construction, vehicle delivery, and operations and maintenance contract
- Continuation of OC Bus 360°
 - No fare increase
 - Consumed fixed-route revenue hours to increase by 1.4 percent to 1.63 million based on the first full year of operations for Bravo! Route 529
 - Continuation of OC Flex on-demand micro transit pilot service

Budget Overview

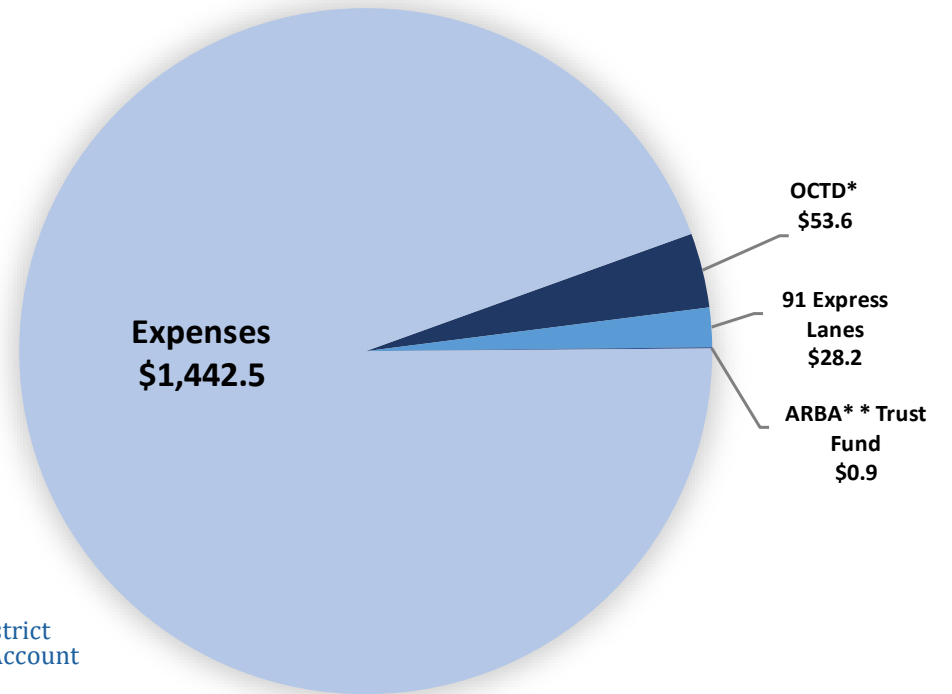
Source of Funds \$1,525.2 million

Use of Prior Year
Designations
\$365.4 million



Use of Funds \$1,525.2 million

Designations
\$82.7 million



*Orange County Transit District
**Additional Retiree Benefit Account

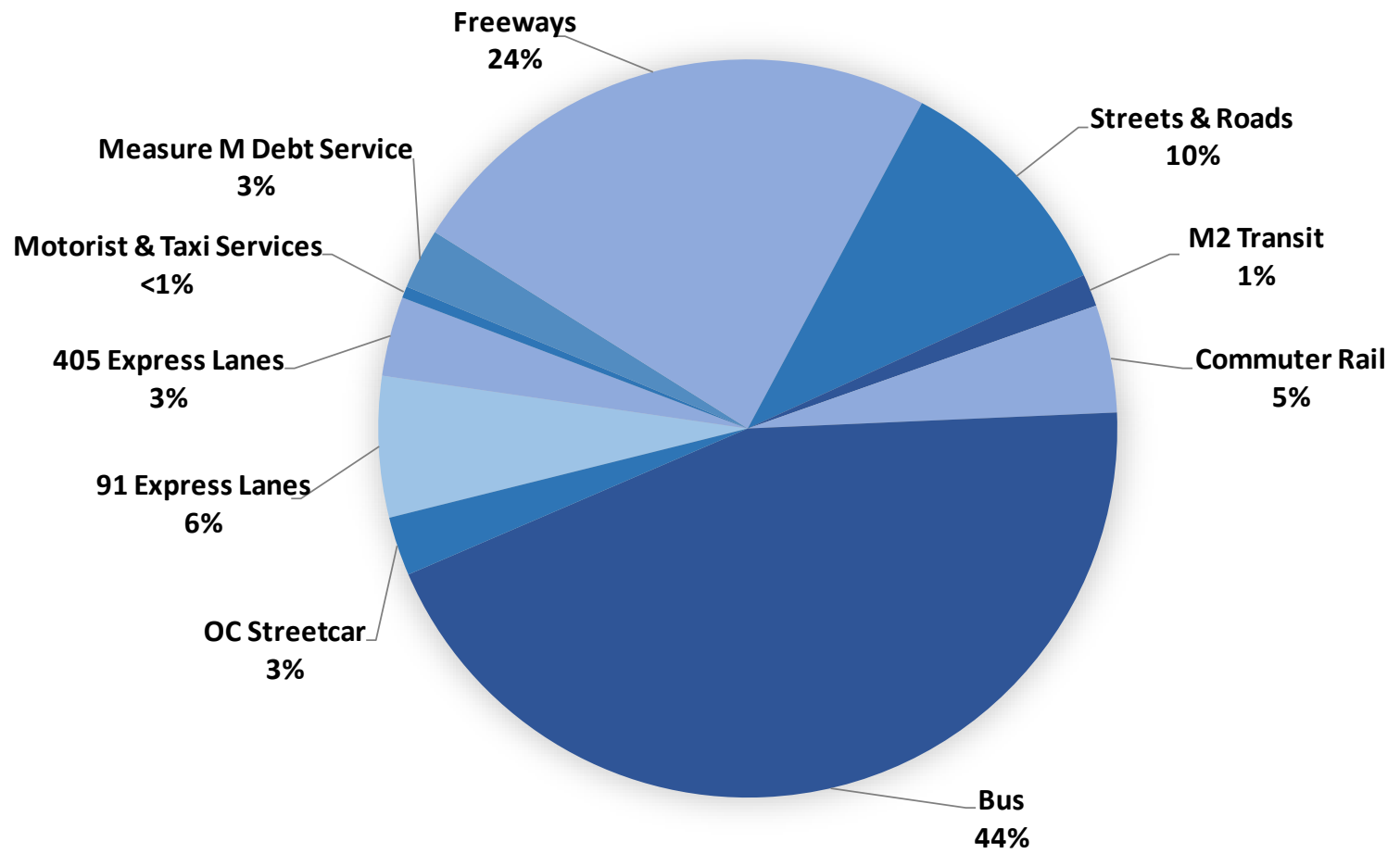
Budget Sources and Uses

In Millions	FY* 2018-19	FY* 2019-20	Change	Change
Sources	Approved Budget	Proposed Budget	\$	%
Revenues	\$ 1,068.1	\$ 1,159.8	\$ 91.7	8.6%
Use of Prior Year Designations	237.8	365.4	127.6	53.7%
Total Revenue / Use of Designations	\$ 1,305.9	\$ 1,525.2	\$ 219.3	16.8%
Uses				
Salaries and Benefits	\$ 163.6	\$ 169.7	\$ 6.1	3.7%
LOSSAN** Salaries and Benefits	2.4	2.7	0.3	12.5%
Services and Supplies	328.3	373.6	45.3	13.8%
Contributions to Other Agencies	189.9	169.7	(20.2)	-10.6%
Interest/Debt Service	56.6	59.0	2.4	4.2%
Capital	484.8	667.8	183.0	37.7%
Designations	80.3	82.7	2.4	3.0%
Total Expenditures / Designations	\$ 1,305.9	\$ 1,525.2	\$ 219.3	16.8%

*Fiscal Year

**Los Angeles – San Diego – San Luis Obispo Rail Corridor Agency

Total Budget by Program



Staffing Levels

OCTA Staffing	FY 2018-19 FTE*	FY 2019-20 FTE*	FY 2019-20 New Hires	FY 2019-20 Reductions	Difference
Administrative	493.0	498.5	5.5	-	5.5
Union	847.0	834.0	2.0	(15.0)	(13.0)
Coach Operators	639.0	634.0	-	(5.0)	(5.0)
Maintenance	171.0	163.0	2.0	(10.0)	(8.0)
Facility Technicians and Parts Clerks	37.0	37.0	-	-	-
OCTA Positions	1,340.0	1,332.5	7.5	(15.0)	(7.5)
LOSSAN	13.0	14.0	1.0	-	1.0
Total Authority Positions	1,353.0	1,346.5	8.5	(15.0)	(6.5)

*Full-Time Equivalent

Next Steps

- Budget Workshop Presentation – Board of Directors May 13
- Committee meetings and One-on-One meetings with Board Members May 13-June 7
- Public Hearing Preview – Finance and Administration Committee May 22
- Public Hearing – Board (public hearing and approval) June 10
- Back-up Public Hearing – Board (public hearing and approval) June 24