

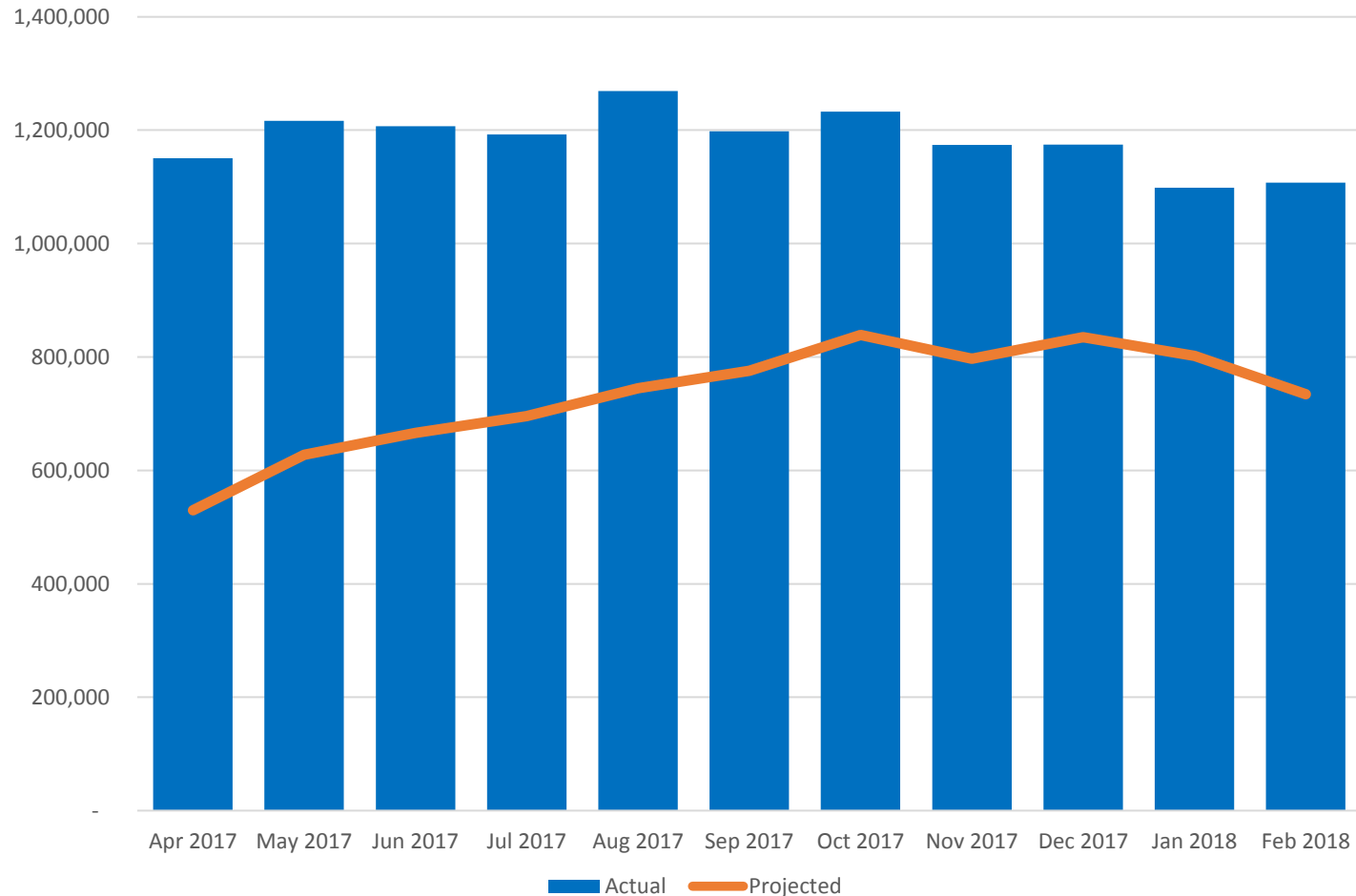
91 Express Lanes
Shifting Patterns
with
Riverside County Transportation
Commission Expansion

Background

- 91 Express Lanes opens:
 - Orange County – December 1995
 - Riverside County – March 2017
- OCTA and RCTC split various operating costs and revenues
- Each agency is responsible for toll setting and violation enforcement
- Operational services are managed through a three-party agreement between OCTA, RCTC, and Cofiroute USA
- Since RCTC opening, 91 Express Lanes have exceeded projections in both counties

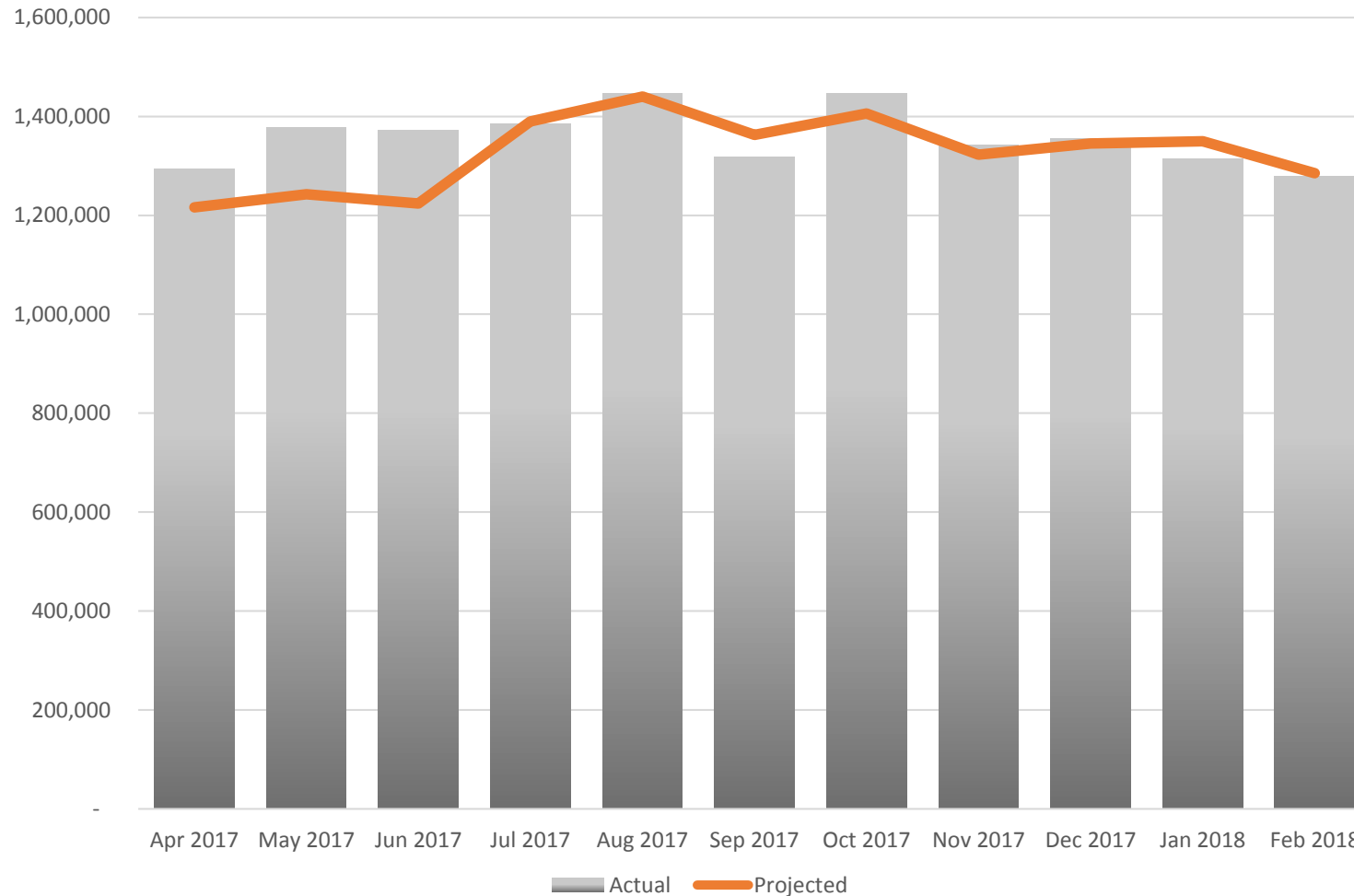
RCTC's Traffic Volumes Surpass Projections

RCTC Monthly Traffic Volumes Projected Versus Actual



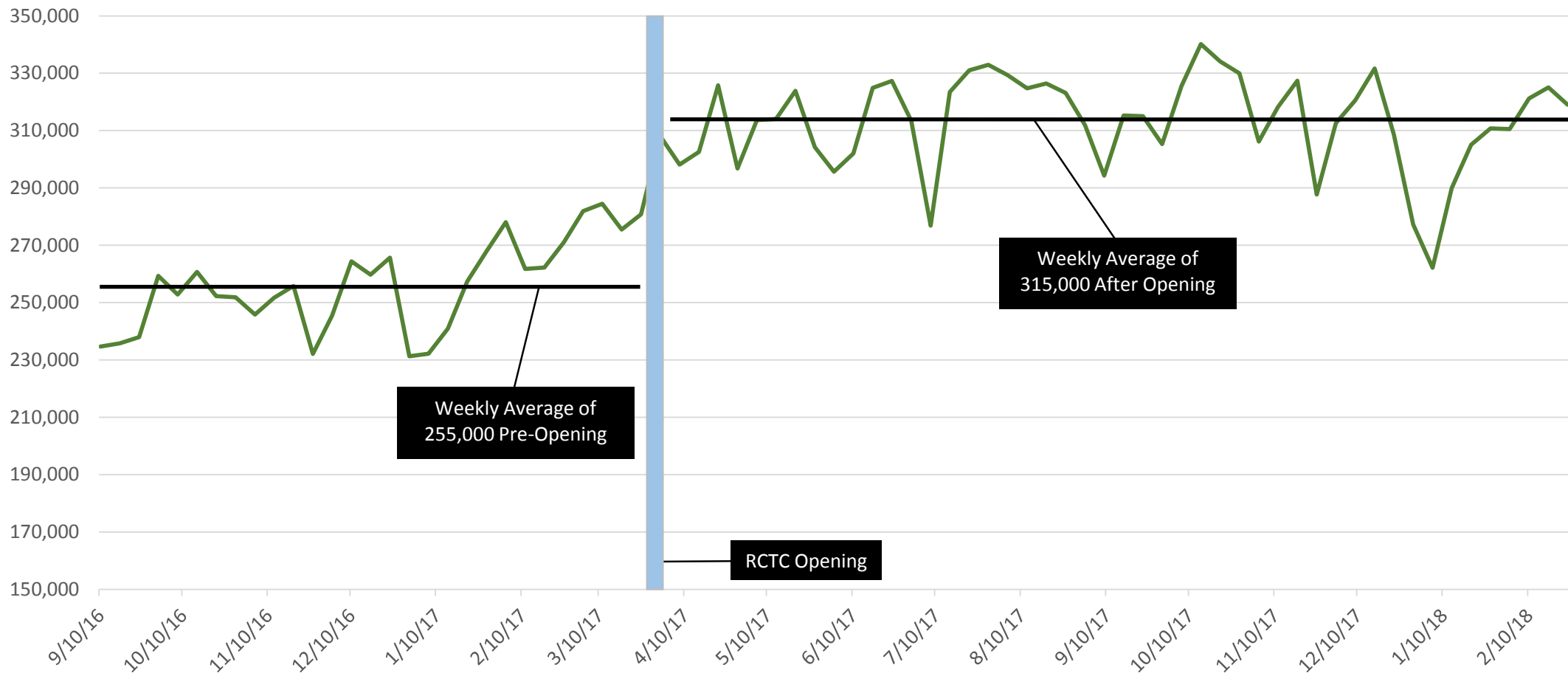
OCTA's Traffic Volumes also Increase

OCTA Monthly Traffic Volumes Projected Versus Actual



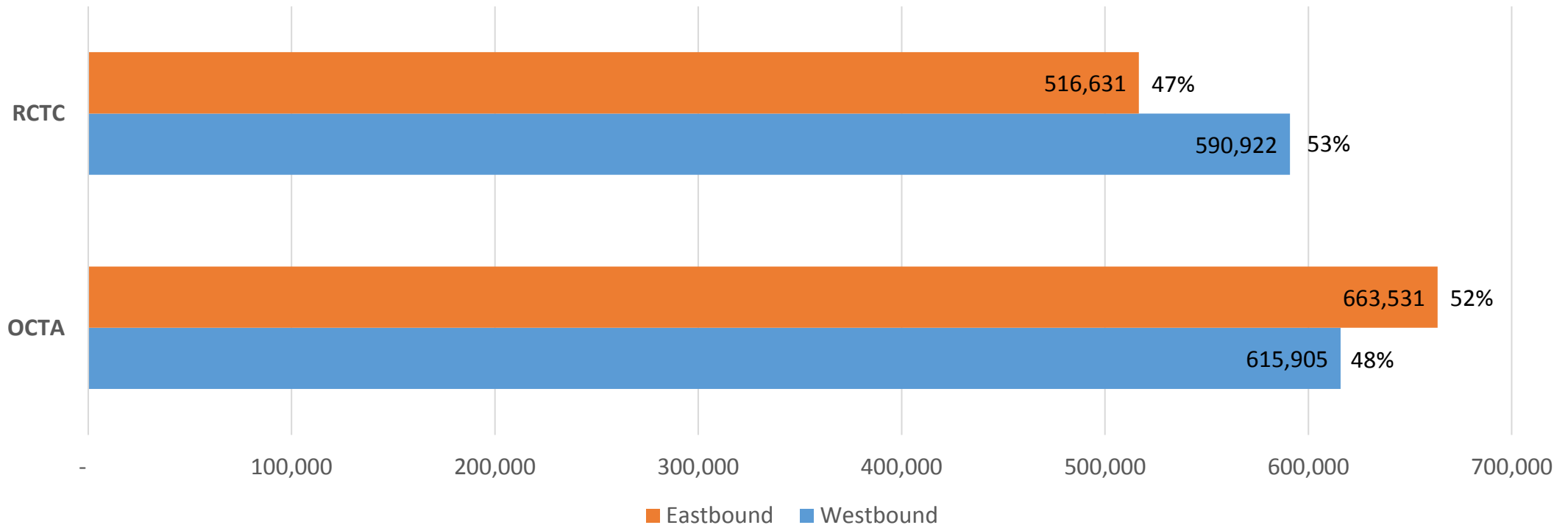
OCTA's Growth Occurs after RCTC Opening

OCTA Weekly Traffic Volumes from September 2016 to February 2018



Comparison Between Agencies

February 2018 Traffic Volumes by Direction Per Agency



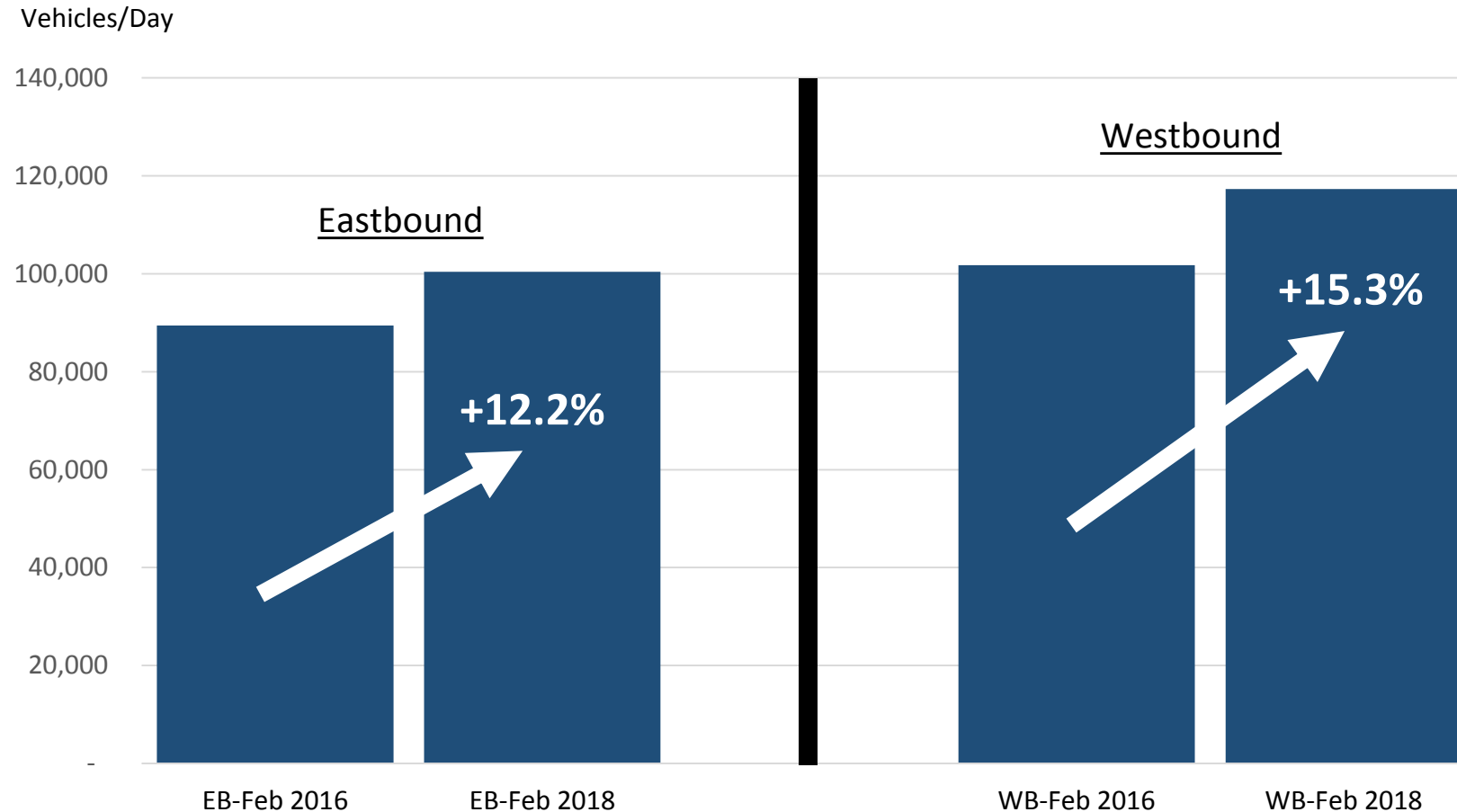
Traffic Volume Change by Month/Direction

- Since RCTC opening, traffic volumes on OCTA's 91 Express Lanes have increased on average by 15.2% (excluding the gray shaded area)
- Majority of growth has occurred in the westbound direction (increase of 21.5%)
- Note: from September 2016 through December 2016 the pavement rehabilitation project required various weekend closures

Traffic Volume Change From Prior Year			
	Eastbound	Westbound	Total
Jan 2017	3.7%	6.5%	5.0%
Feb 2017	0.2%	4.7%	2.2%
Mar 2017	4.2%	8.6%	6.2%
Apr 2017	6.2%	19.1%	11.9%
May 2017	10.1%	24.7%	16.7%
Jun 2017	8.5%	22.1%	14.7%
Jul 2017	6.2%	18.3%	11.8%
Aug 2017	8.4%	18.2%	12.9%
Sep 2017	24.5%	24.9%	24.7%
Oct 2017	20.1%	42.0%	30.2%
Nov 2017	15.1%	39.7%	25.7%
Dec 2017	14.0%	28.5%	20.4%
Jan 2018	15.2%	23.2%	18.9%
Feb 2018	14.3%	24.9%	19.2%


SR-91 Mainline Changes in Orange County

Average Vehicle Throughput Growth on General-purpose Lanes Near Weir Canyon



Other Impacts to Operations

- Number of accounts has grown from 122,308 to 137,291
- Number of transponders in circulation has increased from 186,496 to 208,557
- Customer service center call volumes have increased from a weekly average of 8,000 to 11,000
- Approximately 55% of traffic traveling eastbound through the 91 Express Lanes in Orange County continue using Riverside County express lanes
- Approximately 62% of the traffic traveling westbound through the 91 Express Lanes in Riverside County continue using the Orange County express lanes



Conclusions

- Significant traffic pattern changes seen since the opening of RCTC's SR-91 Corridor Improvement Project
- Overall SR-91 traffic volumes continue rising with significant westbound increases for OCTA's 91 Express Lanes
- RCTC currently evaluating options to fine tune westbound SR-91 corridor traffic
- Lessons learned from RCTC's 91 Corridor Improvement Project will assist OCTA with I-405 Improvement Project