

















Capital Action Plan

Status Through March 2018



















Updated: April 20, 2018

Capital Projects	Cost	Schedule							
	Baseline/Forecast	Plan/Forecast							
	(millions)	Begin Environmental	Complete Environmental	Begin Design	Complete Design	Construction Ready	Advertise Construction	Award Contract	Complete Construction
Freeway Projects:									
 I-5, Pico to Vista Hermosa	\$113.0	Jun-09	Dec-11	Jun-11	Oct-13	Feb-14	Oct-14	Dec-14	Aug-18
Project C	\$85.9	Jun-09	Oct-11	Jun-11	Oct-13	May-14	Sep-14	Dec-14	Apr-18
 I-5, Vista Hermosa to Pacific Coast Highway	\$75.6	Jun-09	Dec-11	Jun-11	Feb-13	Jun-13	Oct-13	Dec-13	Mar-17
Project C	\$71.4	Jun-09	Oct-11	Jun-11	May-13	Aug-13	Feb-14	Jun-14	Jul-17
 I-5, Pacific Coast Highway to San Juan Creek Road	\$70.7	Jun-09	Dec-11	Jun-11	Jan-13	May-13	Aug-13	Oct-13	Sep-16
Project C Cost/Schedule Risk	\$71.2	Jun-09	Oct-11	Jun-11	Jan-13	Apr-13	Aug-13	Dec-13	Apr-18
 I-5, I-5/Ortega Interchange	\$90.9	Sep-05	Jun-09	Jan-09	Nov-11	Mar-12	Jun-12	Aug-12	Sep-15
Project D	\$75.1	Sep-05	Jun-09	Jan-09	Dec-11	Apr-12	Jun-12	Aug-12	Jan-16
 I-5, I-5/Ortega Interchange (Landscape)	N/A	N/A	N/A	N/A	N/A	N/A	N/A	N/A	N/A
Project D	N/A	N/A	N/A	Jan-14	Oct-14	Feb-15	Aug-15	Sep-15	Sep-16
 I-5, SR-73 to Oso Parkway	\$151.9	Sep-11	Jun-14	Mar-15	Jan-18	May-18	Aug-18	Dec-18	Jan-24
Project C & D Cost/Schedule Risk	\$190.5	Oct-11	May-14	Mar-15	Aug-18	Feb-19	Jun-19	Oct-19	Oct-24
 I-5, Oso Parkway to Alicia Parkway	\$196.2	Sep-11	Jun-14	Nov-14	Jun-17	Dec-17	Feb-18	Jun-18	Feb-23
Project C & D Cost/Schedule Risk	\$191.0	Oct-11	May-14	Nov-14	Dec-17	Jun-18	Aug-18	Dec-18	Aug-23
 I-5, Alicia Parkway to El Toro Road	\$133.6	Sep-11	Jun-14	Mar-15	Jun-18	Dec-18	Jan-19	May-19	Jun-23
Project C Cost/Schedule Risk	\$166.5	Oct-11	May-14	Mar-15	Apr-19	Oct-19	Feb-20	Jun-20	Jun-24
 I-5, I-5/El Toro Road Interchange	TBD	Apr-17	Nov-19	TBD	TBD	TBD	TBD	TBD	TBD
Project D	TBD	Apr-17	Nov-19	TBD	TBD	TBD	TBD	TBD	TBD
 I-5, I-405 to SR-55	TBD	May-14	Aug-18	TBD	TBD	TBD	TBD	TBD	TBD
Project B	TBD	May-14	Dec-18	TBD	TBD	TBD	TBD	TBD	TBD
 I-5, SR-55 to SR-57	\$38.1	Jul-11	Jun-13	Jun-15	Mar-17	Jul-17	Sep-17	Dec-17	Feb-20
Project A Cost/Schedule Risk	\$39.9	Jun-11	Apr-15	Jun-15	Jun-17	Dec-17	Mar-18	Jun-18	Aug-20
 SR-55, I-405 to I-5	TBD	Feb-11	Nov-13	Sep-17	Apr-20	Dec-20	Apr-21	Jul-21	Aug-25
Project F Cost/Schedule Risk	\$410.9	May-11	Aug-17	Sep-17	Apr-20	Dec-20	Apr-21	Jul-21	Aug-25
 SR-55, I-5 to SR-91	TBD	Dec-16	Jan-20	TBD	TBD	TBD	TBD	TBD	TBD
Project F	TBD	Dec-16	Jan-20	TBD	TBD	TBD	TBD	TBD	TBD
 SR-57 Northbound (NB), Orangewood Avenue to Katella Avenue	TBD	Apr-16	Dec-18	TBD	TBD	TBD	TBD	TBD	TBD
Project G	TBD	Apr-16	Dec-18	TBD	TBD	TBD	TBD	TBD	TBD
 SR-57 (NB), Katella Avenue to Lincoln Avenue	\$78.7	Apr-08	Jul-09	Jul-08	Nov-10	Mar-11	May-11	Aug-11	Sep-14
Project G	\$38.0	Apr-08	Nov-09	Aug-08	Dec-10	Apr-11	Jul-11	Oct-11	Apr-15
 SR-57 (NB), Katella Avenue to Lincoln Avenue (Landscape)	N/A	N/A	N/A	N/A	N/A	N/A	N/A	N/A	N/A
Project G	N/A	N/A	N/A	May-09	Jul-10	Jun-17	Jul-17	Sep-17	Oct-18

Capital Action Plan

Status Through March 2018















Updated: April 20, 2018

Capital Projects	Cost	Schedule							
	Baseline/Forecast	Plan/Forecast							
	(millions)	Begin Environmental	Complete Environmental	Begin Design	Complete Design	Construction Ready	Advertise Construction	Award Contract	Complete Construction
 SR-57 (NB), Orangethorpe Avenue to Yorba Linda Boulevard Project G	\$80.2 \$52.3	Aug-05 Aug-05	Dec-07 Dec-07	Feb-08 Feb-08	Dec-09 Jul-09	Apr-10 Dec-09	Jun-10 May-10	Oct-10 Oct-10	May-14 Nov-14
 SR-57 (NB), Yorba Linda Boulevard to Lambert Road Project G	\$79.3 \$54.1	Aug-05 Aug-05	Dec-07 Dec-07	Feb-08 Feb-08	Dec-09 Jul-09	Apr-10 Mar-10	Jun-10 May-10	Oct-10 Oct-10	Sep-14 May-14
 SR-57 (NB), Orangethorpe Avenue to Lambert Road (Landscape) Project G	N/A N/A	N/A N/A	N/A N/A	N/A Oct-14	N/A Aug-17	N/A Dec-17	N/A Jan-18	N/A Feb-18	N/A Apr-19
 SR-57 (NB), Lambert Road to Tonner Canyon	TBD TBD	TBD Jul-20	TBD Jan-23	TBD TBD	TBD TBD	TBD TBD	TBD TBD	TBD TBD	TBD TBD
 SR-91 Westbound (WB), I-5 to SR-57 Project H	\$78.1 \$59.7	Jul-07 Jul-07	Apr-10 Jun-10	Oct-09 Mar-10	Feb-12 Apr-12	Jul-12 Aug-12	Aug-12 Oct-12	Nov-12 Jan-13	Apr-16 Jun-16
 SR-91 Westbound (WB), I-5 to SR-57 (Landscape) Project H	N/A N/A	N/A N/A	N/A N/A	N/A Nov-14	N/A Aug-16	N/A Dec-16	N/A Feb-17	N/A Mar-17	N/A Nov-17
 SR-91, SR-57 to SR-55 Project I	TBD TBD	Jan-15 Jan-15	Oct-18 Aug-19	TBD TBD	TBD TBD	TBD TBD	TBD TBD	TBD TBD	TBD TBD
 SR-91 (WB), Tustin Interchange to SR-55 Project I	\$49.9 \$42.8	Jul-08 Jul-08	Jul-11 May-11	Jul-11 Jun-11	Mar-13 Feb-13	Jul-13 Apr-13	Aug-13 Jun-13	Oct-13 Oct-13	Jul-16 Jul-16
 SR-91, SR-55 to SR-241 Project J	\$128.4 \$79.7	Jul-07 Jul-07	Jul-09 Apr-09	Jun-09 Apr-09	Jan-11 Aug-10	Apr-11 Dec-10	Jun-11 Feb-11	Sep-11 May-11	Dec-12 Mar-13
 SR-91, SR-55 to SR-241 (Landscape) Project J	N/A N/A	N/A N/A	N/A N/A	N/A May-12	N/A Feb-13	N/A Apr-13	N/A Jul-13	N/A Oct-13	N/A Feb-15
 SR-91 Eastbound, SR-241 to SR-71 Project J	\$104.5 \$57.8	Mar-05 Mar-05	Dec-07 Dec-07	Jul-07 Jul-07	Dec-08 Dec-08	Mar-09 May-09	May-09 Jun-09	Jul-09 Aug-09	Nov-10 Jan-11
 91 Express Lanes to SR-241 Toll Connector	TBD TBD	N/A Nov-13	N/A TBD	N/A Dec-16	N/A TBD	N/A TBD	N/A TBD	N/A TBD	N/A TBD
 I-405, I-5 to SR-55 Project L	TBD TBD	Dec-14 Dec-14	Jul-18 Jul-18	TBD TBD	TBD TBD	TBD TBD	TBD TBD	TBD TBD	TBD TBD
 I-405, SR-55 to I-605 (Design-Build) Project K	\$1,900.0 \$1,900.0	Mar-09 Mar-09	Mar-13 May-15	Mar-14 Mar-14	Nov-15 Nov-15	Feb-16 Feb-16	Mar-16 Mar-16	Nov-16 Nov-16	May-23 May-23
 I-405/SR-22 HOV Connector	\$195.9 \$120.3	N/A N/A	N/A N/A	Sep-07 Sep-07	Sep-09 Jun-09	Mar-10 Sep-09	May-10 Feb-10	Aug-10 Jun-10	Aug-14 Mar-15
 I-405/I-605 HOV Connector	\$260.4 \$172.6	N/A N/A	N/A N/A	Sep-07 Sep-07	Sep-09 Sep-09	Mar-10 Feb-10	May-10 May-10	Oct-10 Oct-10	Jan-15 Mar-15
 I-405/SR-22/I-605 HOV Connector (Landscape)	N/A N/A	N/A N/A	N/A N/A	N/A Jun-08	N/A May-09	N/A Feb-16	N/A May-16	N/A Jul-16	N/A Feb-18
 I-605, I-605/Katella Interchange Project M	TBD TBD	Aug-16 Aug-16	Nov-18 Nov-18	TBD TBD	TBD TBD	TBD TBD	TBD TBD	TBD TBD	TBD TBD

Capital Action Plan

Status Through March 2018

Updated: April 20, 2018

Capital Projects	Cost	Schedule							
	Baseline/Forecast (millions)	Begin Environmental	Complete Environmental	Begin Design	Complete Design	Construction Ready	Advertise Construction	Award Contract	Complete Construction
Grade Separation Projects:									
 Sand Canyon Avenue Railroad Grade Separation	\$55.6	N/A	Sep-03	Jan-04	Jul-10	Jul-10	Oct-10	Feb-11	May-14
Project R	\$62.1	N/A	Sep-03	Jan-04	Jul-10	Jul-10	Oct-10	Feb-11	Jan-16
 Raymond Avenue Railroad Grade Separation	\$77.2	Feb-09	Nov-09	Mar-10	Aug-12	Nov-12	Feb-13	May-13	Aug-18
Project O Cost/Schedule Risk	\$127.6	Feb-09	Nov-09	Mar-10	Dec-12	Jul-13	Oct-13	Feb-14	Aug-18
 State College Boulevard Railroad Grade Separation (Fullerton)	\$73.6	Dec-08	Jan-11	Jul-06	Aug-12	Nov-12	Feb-13	May-13	May-18
Project O	\$97.0	Dec-08	Apr-11	Jul-06	Feb-13	May-13	Sep-13	Feb-14	Jan-18
 Placentia Avenue Railroad Grade Separation	\$78.2	Jan-01	May-01	Jan-09	Mar-10	May-10	Mar-11	Jun-11	Nov-14
Project O	\$64.6	Jan-01	May-01	Jan-09	Jun-10	Jan-11	Mar-11	Jul-11	Dec-14
 Kraemer Boulevard Railroad Grade Separation	\$70.4	Jan-01	Sep-09	Jan-09	Jul-10	Jul-10	Apr-11	Aug-11	Oct-14
Project O	\$64.1	Jan-01	Sep-09	Feb-09	Jul-10	Jan-11	Jun-11	Sep-11	Dec-14
 Orangethorpe Avenue Railroad Grade Separation	\$117.4	Jan-01	Sep-09	Feb-09	Dec-11	Dec-11	Feb-12	May-12	Sep-16
Project O	\$108.6	Jan-01	Sep-09	Feb-09	Oct-11	Apr-12	Sep-12	Jan-13	Oct-16
 Tustin Avenue/Rose Drive Railroad Grade Separation	\$103.0	Jan-01	Sep-09	Feb-09	Dec-11	Mar-12	May-12	Aug-12	May-16
Project O	\$98.3	Jan-01	Sep-09	Feb-09	Jul-11	Jun-12	Oct-12	Feb-13	Oct-16
 Lakeview Avenue Railroad Grade Separation	\$70.2	Jan-01	Sep-09	Feb-09	Oct-11	Oct-12	Feb-13	May-13	Mar-17
Project O	\$110.6	Jan-01	Sep-09	Feb-09	Jan-13	Apr-13	Sep-13	Nov-13	Jun-17
 17th Street Railroad Grade Separation	TBD	Oct-14	Jun-16	TBD	TBD	TBD	TBD	TBD	TBD
Project R	TBD	Oct-14	Nov-17	TBD	TBD	TBD	TBD	TBD	TBD
Rail and Station Projects:									
 Rail-Highway Grade Crossing Safety Enhancement	\$94.4	Jan-08	Oct-08	Jan-08	Sep-08	Sep-08	Sep-08	Aug-09	Dec-11
Project R	\$90.4	Jan-08	Oct-08	Jan-08	Sep-08	Sep-08	Sep-08	Aug-09	Dec-11
 San Clemente Beach Trail Safety Enhancements	\$6.0	Sep-10	Jul-11	Feb-12	Apr-12	Apr-12	Jul-12	Oct-12	Jan-14
Project R	\$5.0	Sep-10	Jul-11	Feb-12	Jun-12	Jun-12	Oct-12	May-13	Mar-14
 San Juan Capistrano Passing Siding	\$25.3	Aug-11	Jan-13	Mar-15	May-16	May-16	Aug-16	Dec-16	Jan-19
Cost/Schedule Risk	\$30.8	Aug-11	Mar-14	Mar-15	May-18	May-18	Jul-18	Nov-18	Dec-20
 OC Streetcar	\$310.4	Aug-09	Mar-12	Feb-16	Sep-17	Oct-17	Dec-17	Aug-18	Aug-21
Project S Cost/Schedule Risk	\$310.4	Aug-09	Mar-15	Feb-16	Nov-17	Dec-17	Dec-17	Aug-18	Aug-21
 Placentia Metrolink Station and Parking Structure	\$34.8	Jan-03	May-07	Oct-08	Jan-11	TBD	TBD	TBD	TBD
Project R Cost/Schedule Risk	\$34.8	Jan-03	May-07	Oct-08	Feb-11	Jul-18	Jul-18	Nov-18	Jun-20
Anaheim Canyon Station	\$27.9	Jan-16	Dec-16	Mar-19	TBD	TBD	TBD	TBD	TBD
	\$27.9	Jan-16	Jun-17	Mar-18	May-19	May-19	Jul-19	Nov-19	Feb-21
Orange Station Parking Expansion	\$33.2	Dec-09	Dec-12	Nov-10	Apr-13	Jul-16	Jul-16	Nov-16	Feb-19
Cost/Schedule Risk	\$32.3	Dec-09	May-16	Nov-10	Apr-16	Jul-16	Jul-16	Jun-17	Feb-19
Fullerton Transportation Center - Elevator Upgrades	\$3.5	N/A	N/A	Jan-12	Dec-13	Dec-13	Jun-14	Sep-14	Mar-17
Cost/Schedule Risk	\$4.6	N/A	N/A	Jan-12	Dec-13	Dec-13	Aug-14	Apr-15	Sep-18

Capital Action Plan

Status Through March 2018

Updated: April 20, 2018

Capital Projects	Cost	Schedule							
	Baseline/Forecast	Plan/Forecast							
	(millions)	Begin Environmental	Complete Environmental	Begin Design	Complete Design	Construction Ready	Advertise Construction	Award Contract	Complete Construction
Laguna Niguel/Mission Viejo Station ADA Ramps	\$3.5	Jul-13	Jan-14	Jul-13	Aug-14	Aug-14	Sep-14	Jan-15	Apr-17
	\$5.2	Jul-13	Feb-14	Jul-13	Jul-15	Jul-15	Jul-15	Oct-15	Sep-17
Anaheim Regional Transportation Intermodal Center	\$227.4	Apr-09	Feb-11	Jun-09	Feb-12	Feb-12	May-12	Jul-12	Nov-14
Project R & T	\$232.2	Apr-09	Feb-12	Jun-09	May-12	May-12	May-12	Sep-12	Dec-14

Note: Costs associated with landscape projects are included in respective freeway projects.

Grey = Milestone achieved

Green = Forecast milestone meets or exceeds plan

Yellow = Forecast milestone is one to three months later than plan

Red = Forecast milestone is over three months later than plan

Begin Environmental: The date work on the environmental clearance, project report, or preliminary engineering phase begins.

Complete Environmental: The date environmental clearance and project approval is achieved.

Begin Design: The date final design work begins, or the date when a design-build contract begins.

Complete Design: The date final design work is 100 percent complete and approved.

Construction Ready: The date contract bid documents are ready for advertisement, including certification of right-of-way, all agreements executed, contract constraints are cleared.

Advertise for Construction: The date a construction contract is both funded and advertised for bids.

Award Contract: The date the construction contract is awarded.

Construction Complete: The date all construction work is completed and the project is open to public use.

Acronyms

I-5 - Santa Ana Freeway (Interstate 5)

SR-73 - San Joaquin Freeway (State Route 73)

SR-55 - Costa Mesa Freeway (State Route 55)

SR-57 - Orange Freeway (State Route 57)

SR-91 - Riverside Freeway (State Route 91)

SR-22 - Garden Grove Freeway (State Route 22)

I-405 - San Diego Freeway (Interstate 405)

SR-241 - Foothill/Eastern Transportation Corridor (State Route 241)

I-605 - San Gabriel River Freeway (Interstate 605)

ADA - Americans with Disabilities Act